

October 24, 2016



1800 N. Orange Blossom Trail
Orlando, FL 32804
407-425-3170 ext. 107
Rich Sgueglia

City of Orlando
1010 S. Westmoreland Dr.
Orlando, FL 32805
407-719-5549
Prepared for: Daryl
Greenlee

FSA16-VEH14.0
Spec # 14 - 52,000lb GVWR
Qty. (1) Cab and Chassis 4X6 Tandem

Code	Bid Specification – Options	Price	Extension
Base Specification	2016 Kenworth T880	102,475.00	102,475.00
0125807	Engine Upgrade-specify ISX12L-425hp 1,650ft/lb	4,054.00	4,054.00
BUC	Back Up Camera – Wireless	1,219.00	1,219.00
64K/GVW	64,000lb. GVWR package	10,965.00	10,965.00
2016158	Allison 4500RDS Auto Transmission	15,848.00	15,848.00
6141600	Double Frame: full steel insert	1,640.00	1,640.00
3808119	Steerable Lift Axle: Pusher/Tag 13,200lb rating air lift incl.	9,166.00	9,166.00
FA00085144	Body: Maverick incl. Options	23,893.00	23,893.00
3511420	Driver controlled differential lock	1,619.00	1,619.00
8890135	Exterior Stainless Sun Visor	745.00	745.00
9206453	Cummins Warranty ISX PP15yr/200,000 miles	1,516.00	1,516.00
9206181	Cummins Warranty ISX After treatment 5yr/200,000	705.00	705.00
4500 5yr	Allison 5yr/unlimited mile Warranty	1,106.00	1,106.00
WT	Window Tint	180.00	180.00
AUTLUB	Autolube by Lubecore	5,213.00	5,213.00
STOBOX	Storage Box	806.00	806.00
Note: All Options	Include 3/4 % Florida Sheriffs Admin Fee		
Reference:	Kenworth Specs Pages: 44 – 51		
	Total Price	\$181,150.00	\$181,150.00

KENWORTH

Kenworth of Central Florida K680
1800 North Orange
Blossom Trail

CITY OF ORLANDO

Orlando, Florida United States 32804
Phone: (407) 425-3170
Fax:
Email:

Orlando, Florida United States
Phone:
Fax:
Contact Email: daryl.greenlee@cityoforlando.net
Prepared for: DARYL GREENLEE

Vehicle Summary

Unit		Chassis	
Model:	T880 Series Conventional	Fr Axle Load (lbs):	20000
Type:	FULL TRUCK	Rr Axle Load (lbs)	46000
Description:	2017 Orl Dumps	G.C.W. (lbs):	70000
Application		Road Conditions:	
Intended Serv.:	Construction. Vehicles used in the construction	Class A (Highway)	14
Commodity:	Gravel/crushed rock/sand	Class B (Hwy/Mtn)	85
Body		Class C (Off-Hwy)	01
Type:	End dump	Class D (Off-Road)	00
Length (ft):	16.0	Maximum Grade:	6
Height (ft):	13.5	Wheelbase (in):	207
Max Laden Weight (lbs):	6000	Overhang (in):	68
Trailer		Fr Axle to BOC (in):	68
No. of Trailer Axles:	0	Cab to Axle (in):	139
Type:		Cab to EOF (in):	207
Length (ft):	0.0	Overall Comb. Length (in):	324
Height (ft):	0.0	Special Req.	
Kingpin Inset (in):	0	U.S. Domestic Registry, 50-State	
Corner Radius (in):	0		
Restrictions			
Length (ft):	120		
Width (in):	102		
Height (ft):	13.5		

Approved by: _____

Date: _____

Note: All sales are F.O.B. designated plant of manufacture.

Ask your dealer for a quote today, or visit our website @ www.paccarfinancial.com.

PACCAR Financial offers innovative finance, lease and insurance programs customized to meet your needs.

Unpublished options may require review/approval.

Dimensional and performance data for unpublished options may vary from that displayed in PROSPECTOR.

Printed: 10/10/2016 9:18:16 AM
 Effective Date: Jul 1, 2016
 Prepared by: Administrator

Complete

Model Number: T880 Series Conventional
 Quote/DTPO/CO: Q31768382
 Version Number: 38.20

KENWORTH

Kenworth of Central Florida K680
1800 North Orange
Blossom Trail

CITY OF ORLANDO

Orlando, Florida United States 32804
Phone: (407) 425-3170
Fax:
Email:

Orlando, Florida United States
Phone:
Fax:
Contact Email: daryl.greenlee@cityoforlando.net
Prepared for: DARYL GREENLEE

Data	Code	Description	\$ List	Weight
Model				
0000810	O	T880 Series Conventional	168,240	15,236
0070060	O	T880	0	0
0072000	O	Chassis operation will not include a stationary application. Stationary operation is defined as running the engine under load while stationary at a substantial fraction of engine gross horsepower (60% or greater) for an extended period of time (longer than 5 - 10 minutes).	0	0
0080055	O	CARB Idle Emissions Reduction Feature. Cummins engines.	100	0
0090000	O	Non-Sleeper w/rear axle capacity less than 59K.	0	0
0091042	O	Gravel/crushed rock/sand	0	0
0093130	O	Construction. Vehicles used in the construction industry, other than those listed above. Use typically involves operating on the jobsite, to pick up or deliver construction materials, or to position the vehicle for its intended use at the construction site. Includes such activities as delivery of precast concrete, concrete pumpers, flatbeds or roll-offs for delivery of construction materials or equipment, etc. Typically includes some operation off of paved roads. Road usage: any combination, which includes some Class C.	0	0
0095010	O	End dump	0	0
0098025	O	U.S. Domestic Registry, 50-State	0	0

Engine & Equipment

0125833	O	ISX12 425V 2013 425@1800 398@2100 1650@1100, w/Engine Retarder. Diagnostic Plug for data link, Oil Cooler, Aluminum Flywheel Housing. Replaces code 0125828. N09200 N205 120..Standard Maximum Speed Limit [LSL] N09220 N207 0....Expiration Distance N09240 P13 120..Hard Maximum Speed Limit N09260 P14 64...Maximum Accelerator Pedal Vehicle Speed N09280 P16 0....Accelerator Lower Droop N09300 P19 64...Maximum Cruise Speed N09320 P38 0....Cruise Control Lower Droop N09360 N203 252..Reserve Speed Function Reset Distance N09380 N202 0....Maximum Cycle Distance N09400 N206 10...Maximum Active Distance N09420 N201 0....Reserve Speed Limit Offset N09440 P11 NO...Engine Protection Shutdown N09460 P06 YES..Gear Down Protection N09480 P26 1400.Max PTO Speed N09500 P02 NO...Cruise Control Auto Resume N09520 P04 NO...Auto Engine Brake in Cruise N09540 N209 0....Expiration Distance N09560 P520 YES..Enable Idle Shutdown Park Brake Set N09580 P32 5....Timer Setting N09600 P233 YES..Enable Impending Shutdown Warning N09620 P234 60...Timer For Impending Shutdown Warning N09640 P516 35...Engine Load Threshold N09680 P33 NO...Idle Shutdown Manual Override	4,518	10
---------	---	--	-------	----

N09720 P230 YES..Enable Hot Ambient Automatic Overrule
 N09740 P46 40...Low Ambient Temperature Threshold
 N09760 P56 60...Intermediate Ambient Temperature Threshold
 N09780 P47 80...High Ambient Temperature Threshold

1000153	O	Prospector Version 38.2 Replaces version 38.1	0	0
1000684	O	Effective VSL Setting NA	0	0
1000857	O	Engine Idle Shutdown Timer Enabled	0	0
1000859	O	Enable EIST Ambient Temp Overrule	0	0
1000860	O	Enable EIST in PTO Mode Use only with MX and Cummins engines	0	0
1000891	O	Eff EIST NA Expiration Miles Use only with MX and Cummins engines	0	0
1002060	O	Air compressor: Cummins 18.7 CFM FOR Cummins AND PACCAR PX engines.	0	0
1051200	S	Air Cleaner: composite firewall mounted PACCAR or Cummins engines	0	0
1105240	O	Fan Hub: Horton 2-Speed for ISX12	338	0
1123555	S	Cooling module: 1330 square inches. Includes aluminum radiator core, aluminum charge air cooler, translucent surge tank and washer bottle, silicone hoses, and extended life coolant.	0	0
1160208	O	Radiator bug screen mounted between hood & grille.	118	2
1247150	S	RH under cab DPF/SCR w/ RH SOC vertical tailpipe. For use w/ daycabs, extended daycabs, or modular sleepers. T660 requires split fender hood.	0	0
1290130	O	Tailpipe: 5 in. single 30 in. 45 degree curved.	-24	-1
1291944	O	Single Lower Chrome Exhaust Elbow	263	0
1328130	O	PACCAR Fuel filter/water separator, WIF sensor Cummins PX-9/ISX12/ISX15. 2013+	0	0
1500029	O	Kenworth Fuel Cooler Required for Cummins engines with a single fuel tank. Required for PACCAR MX-13 engine with a single fuel tank and stationary use: High RPM, low vehicle speed, sustained for longer than 1 hour. Optional for all other applications.	219	6
1700117	O	Retarder: Cummins ISX12 *Replics 1700119 Use code 1700123 for ISX12 G	0	40
1816260	S	Alternator: PACCAR 160 amp, brush type	0	0
1821275	O	Batteries: 3 AGM GP31 THR (925) 2775 CCA. For T680 & T880 in cab battery box only.	410	0
1836100	S	Starter: PACCAR 12 volt electrical system. W/ centralized power distribution incorporating plug-in style relays. Circuit protection for serviceability, 12-volt light system w/circuit protection circuits number & color coded.	0	0
1840065	S	12V low voltage disconnect for starter battery protection.	0	0
1900996	O	Jump start terminals under hood.	229	12

Transmission & Clutch

2016158	O	Transmission: Allison 4500RDS 6-speed w/o retarder, w/PTO provision. 5th generation. For vocational applications. Includes shift control, transmission oil temperature gauge, oil level sensor & heat exchanger. Transynd transmission fluid is standard on all Allison 1000, 2000, 3000 & 4000 series transmissions.	27,188	385
2405405	O	Driveline: 2 Dana 1810 heavy-duty 1 centerbearing *Hvy duty is 1810 series.	681	99
2410018	O	Torque converter included w/Allison Transmission.	0	0
2410151	O	Pushbutton control center console mounted. Class 8 with Allison Transmission.	0	0
2410203	O	Allison FuelSense Base: Includes EcoCal, 5th Gen Controls, and Dynamic Shift Sensing	0	0

2410244	O	J1939 Park Brake Auto Neutral	0	0
2429378	O	Customer installed transmission PTO in the LH Mounted position (8 o'clock) for Allison 3000 & 4000 transmissions.	0	0

Front Axle & Equipment

2517020	O	Meritor MFS20 Front Axle rated 20K 3.5in. DROP. Standard Track.	2,059	150
2621078	O	Front Brakes: 22K Bendix ES S-cam 16.5x6 in.	-376	-46
2690035	O	Front Brake Drum: 22,000 lbs. 16-1/2x6 in. Cast.	-113	104
2702020	O	Front Hubs Iron hub pilot 20,000 lbs. 10 Bolt 16.5x6in. or 7in. or air disc brakes. 10 Bolt, 11-1/4 in. bolt circle. Consider Wheelguards (5850002) with aluminum wheels.	315	80
2741970	S	ConMet PreSet Plus Hub package; front axle.	0	0
2750001	S	Hubcap: front vented.	0	0
2765001	O	Front Auto Slack Adjuster.	0	0
2790015	O	Front End Lowered: 1in.; not available W9B/L.	0	0
2866020	O	Front Springs: Taperleaf 20K w/ shock absorbers w/ maintenance-free elastomer spring pin bushings. Standard with rubber pins except for C500 which has threaded pins. W900S only. Not available on W900L. W900B use 2866021.	1,199	241
2895302	O	Dual power steering gear: 16-22K Sheppard HD94. Heavy duty. Not for use on T3.	1,161	73
2899336	O	Power Steering Cooler: Radiator Mounted Air-to-Oil 2007 and later engines only.	344	11
2900616	O	Threaded Bushings for taperleaf spring 16K, 18/20K, 22K, 40K replacing rubber.	97	0

Rear Axle & Equipment

3142170	O	Dual Rear Axle 46,000 lbs. Meritor RT46-164EH Heavy wall housing	3,517	528
3200538	O	Rear Axle Ratio - 5.38.	0	0
3334004	S	Dual Rear Brakes 16-1/2x7 in. to 46K; Bendix ES-extended service S-cam.	0	0
3392005	S	Dual Rear Brake Drums: cast.	0	0
3407050	S	Dual Rear Hubs: Aluminum hub pilot 46K 11-1/4 in. bolt circle.	0	0
3441972	S	ConMet PreSet Plus Hub package; dual rear axle.	0	0
3465002	S	Dual Rear axle automatic slack adjusters.	0	0
3485209	S	Spring Brake: 3030 high output dual.	0	0
3495226	S	Bendix 4S/4M anti-lock brake system.	0	0
3500006	O	Inverted chambers for 16-1/2 x 7 in. brakes; Replaces standard mount w/ higher mount.	8	0
3500037	O	Interaxle driveline:1 Dana 1710 Series	0	0
3511420	O	Driver Controlled Differential Lock (Crosslock) for Meritor Axles 40K to 52K forward rear & rear rear axle. Under Speed Interlock is standard on T680.	2,435	39
3573111	O	Separate switch for dual axles: differential lock or crosslock.	115	0
3749209	O	Rear suspension: Tandem Chalmers 854-46-H 46K. 54 in. axle spacing. Unladen Height: 12.5 in. Laden Height: 10.1 in. Standard restrictor can.	4,751	110
3808119	O	1 Steerable Pusher Watson-Chalin Tru Track 13.5K SL1190SSR Alumilite; includes axle.	11,789	1,271
3820036	O	1 Steerable Pusher Brakes: Bendix Non-RSD 15x4 Use with 13.5K axle.	0	0
3820523	O	1 Steerable Pusher brake drum 15x4 for use with 13.5K axle.	0	0
3821121	O	1 Steerable pusher hubs aluminum hub pilot for use with 13.5K axle.	0	0
3828339	O	Pusher or Tag: gauge/switch dash-mounted; gauge and pressure regulator mounted left of driver.	0	0

3832026	O	Chalmers shock absorbers. 52K and under suspension.	499	35
3841052	O	1st Pusher location: 52 in. from c/l Forward tandem axle or single rear axle.	0	0
Tires & Wheels				
4077536	O	Front tires: Bridgestone M860A 425/65R22.5 20PR 44.9in. diameter, all position. On/Off highway. Wide-base tire. 20.76in SLR.	1,577	156
4277535	O	Rear tires: Bridgestone M860A 315/80R22.5 20PR. 42.8 in. diameter, all position. 19.9 in. SLR.	3,492	376
4781357	O	1 steerable pusher: 2 Goodyear G661 HSA 295/75R 22.5 14PR. 40.6 in. diameter, all position. For P&D & construction vocations. 19.0 in. SLR.	-91	16
4900008	O	Rear Tire Quantity: 8	0	0
5045216	O	Front wheel: Alcoa 82362 22.5x12.25 aluminum, with Lvl One [TM] finish, hub pilot mount. 11400lb. maximum rating. Super single. Standard track axles may be over 102 in. w/425 tires. Air disc brake compatible.	737	-10
5242367	O	Rear wheel: Accuride 29300 22.5x9 steel Steel Armor[TM] powder coat, hub pilot mount. 10000lb. maximum rating. 5-hand holes. Not air disc brake compatible. Code is priced per pair of wheels.	1,936	320
5781185	O	1 steerable pusher wheel: 2 Accuride 50344 22.5x8.25. Steel Armor[TM] powder coat, hub pilot mount. 8000lb. maximum rating. 5-hand holes.	48	20
5853906	O	Powder coat white steel wheel. Use in conjunction with front, dual front, rear, spare or lift axle wheel code(s). All wheels on chassis must have same finish color.	0	0
5900008	O	Rear Wheel/Rim Quantity: 8	0	0
Frame & Equipment				
6056400	O	Frame Rails: 10-3/4 x 3-1/2 x 3/8in. Steel 285in. to 336 in. Truck frame weight is 3.48 lb.-in. per pair of rails. Section modulus is 17.80, RBM is 2,132,000 in.-lbs per rail. Frame rail availability may be restricted based upon application, axle/suspension capacity, fifth wheel setting, or component/dimensional specifications. The results of the engineering review may result in a change to the requested frame rail. If a change is required Kenworth Application Engineering will advise the dealer of the appropriate material specification for a substitute rail.	397	334
6141400	O	Full Steel Insert: for 10-5/8 in. or 10-3/4 in. Steel 285 in. to 336 in. or 2nd insert for 11-5/8 in. steel frame. Adds 1,149,000 in.-lb to main rail RBM. Truck insert weight is 2.05 lb.-in. per pair of rails. Full frame insert length is equal to wheelbase plus rear frame cutoff plus dimension forward of front axle by model: T660 and T800 = 21.26 in., C500B = bumper setting minus 0.79 in., W900B = 5.27 in., W900L = 1.50 in., W900S = 3.27 in., T440/T470 50 in. bumper setting = 21.26 in., T470 73 in. bumper setting = 72.3 in.	1,600	607
6302461	O	Bumper: Tapered chrome steel channel. Requires a bumper setting code.	465	63
6319485	O	48.5 in. Bumper setting. Requires a bumper code.	0	0
6324025	O	Front tow hook: Center mounted, cast. Requires iron front drive brackets.	240	28
6390103	S	Front mudflaps.	0	0
6391205	O	Custom Frame Layout: 5-9 chassis	200	0
6397001	O	Huck bolts throughout frame, where possible.	275	0
6405000	O	In-cab steel battery box: under rider seat or in stand alone box. Requires appropriate AGM battery code, which varies by model, and appropriate rider seat code be selected prior to entering the workscreen. Includes 1 battery disconnect switch.	1,967	-9
6409906	O	In-Cab battery box location: Under rider seat.	0	0
6451090	O	T470,C5, T6, T8 non-polished DPF/SCR or CNG cover diamond plate w/ step. For use w/ 2010 or later exhaust systems. For T8, use extended length non-polished battery box on opposite rail to match the length of under cab components.	105	30

6491011	O	One clear frame space area without custom frame layout. Use with first clear frame space area code or customer-installed APU code when not using a custom frame layout code.	301	0
6497106	O	First - RH outside and RH below rail only. Clear frame space area. Does not include fasteners or piping. Requires a supplemental length and location code. Sales tool graphics do not depict interference between requested location and other frame-mounted components. The actual chassis layout will be determined at time of engineering.	0	0
6497332	O	First - 32 in. clear frame space length. The impact to other frame-mounted components will be determined at time of engineering.	0	0
6498000	O	First clear space starting 0 in. behind cab measured from rear cab face, regardless of sleeper presence	0	0
6710080	O	Two rams horn open rear tow hooks, not for trailer towing.	102	17
6721102	S	Rear mudflap arms: Betts B-25 standard-duty, straight. Includes B1732 mounting brackets as standard.	0	0
6722094	O	Rear mudflap shields: Black rubber anti-sail w/o logo. 28 in. x 30 in., 25 in. thickness.	34	9
6742009	S	Square end-of-frame w/ o crossmember;non-towing.	0	0

Fuel Tanks & Equip

7210110	O	Fuel Tank: 110 US gallon 24.5in. aluminum under replace. Class 8 fuel tanks w/ o locking caps include an anti-siphon device on the filler neck.	41	2
7722011	O	Small round DEF tank. 11 gallons of useable volume. The DEF tank will be located on the side you specified. If you have specific configuration or body builder concerns, please utilize the Custom Frame Layout option. Standard capacity is calculated by fuel capacity of the vehicle and will accommodate two diesel fill-ups for every DEF fill-up. For 1:1 DEF fuel fill ratio, add 7889204.	0	0
7831042	O	Fuel Tank Steps: 6in. wide upper & lower F/1 LH under round tank 24.5in. NFPA Compliant. Includes fuel tank crossbrace.	285	8
7840038	O	Polished cover for 1 DEF tank any size.	315	3
7880009	O	Mechanical anti-roll channel for one tank.	40	6
7889203	O	Standard DEF to fuel fill ratio: 2:1 or greater.	0	0
7889245	S	Anti-siphon device swaged in place. For any number of fuel tanks.	0	0
7889604	O	DEF tank location is on the LH.	0	0
7920110	O	Location: 110 gal fuel tank LH under cab	0	0

Cab & Equipment

8025301	S	Cab: Stamped aluminum cab with panoramic curved glass windshield. Standard with stamped aluminum doors, heavy duty in-swinging hinges, and triple sealed doors. Manufactured using self-piercing rivets and structural adhesive. Includes LED exterior marker lights and turn signals.	0	0
8090605	S	Hood:T880 Short Length MX-Optimized W/Mechan. Fastened Fenders. 116.7 inch BBC.	0	0
8108011	S	Cab HVAC - Day Cab and 40in Sleeper System With Defrost, A/C, and 48,000 BTU/hr Heater. Includes automatic temperature control with one touch defrost operation and dash mounted cab temperature and solar intensity sensors. Pleated fresh air filter and cabin recirculation air filter standard. The Kenworth HVAC system is designed to provide optimal heating and cooling in all operating environments without need for additional insulation. Cab HVAC without sleeper heater AC is available with 40in sleeper.	0	0
8201013	S	Steering wheel: 18 in. 4-spoke.	0	0
8201200	O	Adjustable telescoping tilt steering column.	0	0
8203056	O	All chassis on this order keyed alike. Includes ignition, cab doors & if applicable, sleeper tool box door.	111	0
8203060	O	5 sets of keys. Replaces standard 2 sets of keys.	27	0

8205015	O	Hand valve on steering column to actuate rear service brake. Not self-returning to off position.	360	6
8208495	O	Two spare switches: Wired to power.	87	0
8221137	O	Gauge: Trailer air application gauge.	54	0
8282007	S	Kenworth Driver Performance Center:5in Full Color high resolution Thin Film Transistor (TFT) active matrix display with advanced driver information including fuel economy performance, outside air temp, clock, odometer and trip, engine hour meter, ignition timer, engine RPM, general truck information, diagnostics, and gear display. All Highline functionality is accessed via the Kenworth MCS providing intuitive control at the driver's fingertips. Also includes Dark Cabin functionality. When activated, the only interior light that will function when a door is opened is the door courtesy lamp.	0	0
8282013	S	Kenworth instrumentation and control package with 9 standard easy-read gauges: includes speedometer, tachometer, fuel gauge, engine coolant temp, engine oil pressure, voltmeter, dual air pressure, air application pressure and DEF gauge. All accessory controls utilize electronically activated solenoids that include advanced vehicle protection interlocks.	0	0
8282108	O	Modular Dash Options: Dash storage unit with two shelves. Reduces total gauge count by 6.	45	0
8300008	S	Interior color: Slate Gray	0	0
8330102	S	Interior package: Vantage daycab Includes durable headliner and vinyl sidewalls with geometric patterned trim and anodized aluminum accents throughout. Convenient overhead storage cubbies, full size glove box, two center console cupholders, and large door pad map pocket. Standard LH/RH power windows, electric door locks, interior LED lighting, nighttime-friendly red ambient lighting for dash and footwell, and door mounted courtesy light. Includes two standard 12V power outlets. Driver sunvisor includes strap.	0	0
8390634	S	Rubber floormat	0	0
8410200	O	DR Seat: GT701 HB with Vinyl material. The GT701 is standard with a single air bag, scissor linkage seat suspension. It includes a single chamber lumbar support, 10in Fore/Aft adjustment, 7in Up/Down adjustment, 2.5in pan extension, 51 degree seat back recline, and 16 degree full seat tilt. Includes 3-point matching seat belts. DR seat standard w/ dual armrests.	-84	0
8480110	O	RD Seat:GT100 Battery/Utility Box HB With Vinyl Material. The GT100 seats are standard with fixed base. Includes 3-point matching seat belts.	-133	9
8490187	S	Seat color: Slate Gray with Gray stitching.	0	0
8496559	O	Driver and Rider Seat Belts: Orange Seat Belts. Replacing standard color.	29	0
8497005	O	Air line fitting: At driver seat. Customer-installed air chuck.	56	4
8601421	O	Kenworth Radio with AM/FM/WB/USB and Bluetooth	452	4
8698974	O	Base Level Audio System - Daycab:High Performance Door Speakers.	81	2
8700168	S	Non-self cancelling turn signal: W/column-mounted headlight dimmer switch & intermittent wiper control.	0	0
8700663	O	Kenworth TruckTech+ The Kenworth Remote Diagnostics system provides the Worlds Best reporting of engine and aftertreatment fault codes, as well as enhanced support for the truck owner through rapid communication of fault severity and recommended actions. This option is Standard on all Kenworths with an MX engine.	0	0
8800260	O	Long grabhandle RH side mounted to side-of-cab exhaust.	60	2
8800372	O	Grabhandle: LH, Exterior, Side of Cab - Ergonomic Grab Handle Mounted To The Left Hand Exterior Of The Cab For Entry and Exit.	137	3
8800402	S	Dual Cab Interior Grabhandles: A Pillar Mounted Dash Wrap and B Pillar Mounted Grabhandles	0	0
8832113	S	Kenworth Daylite Door with standard LH/RH	0	0

		electric door locks and LH/RH electric window controls.		
8841618	O	Dual rectangular air horn 23 in. LH & RH top of roof. Includes air horn covers.	225	4
8850139	S	Look-Down, Pass. Door, Black 11x6	0	0
8865002	S	Aero Mirror: Dual Kenworth Aerodynamic Motorized heated mirrors, 7in X 13in with cab color mirror shell and black mirror arms. Also includes LH/RH heated 6in X 7in convex mirrors. Mirror brackets set for 8-1/2 ft load width. Mirror controls located on driver side door pad.	0	0
8871446	S	Rear cab stationary window 19in x 36in	0	0
8890101	S	One-piece bonded-in windshield with curved glass. Standard.	0	0
8890135	O	Exterior stainless steel sunvisor.	877	19
8890300	O	Fender close-out: Below headlamp, behind bumper. *NOT available with 3-piece bumper.	201	0
8890348	O	Wheelwell Fender Extension: 4.5 inches	287	0
8890876	S	Kenworth Cab/Sleeper Air Suspension.	0	0

Lights & Instruments

9010553	S	Headlamps: SAE Dual Halogen Complex Reflector	0	0
9022137	S	Marker Lights: Five, rectangular, LED	0	0
9030016	S	Turn Signal Lights: Flush mounted LED mounted at top of fender wheel arc	0	0
9030052	S	LED Stop, Turn, Tail: With Two LED Backup Lights and With An LED License Plate.	0	0
9060011	O	Halogen Spotlight: LH mounted.	172	4
9090000	O	Daytime Running Lamps.	180	0
9090039	S	Marker Lights: Interrupter Switch. Included in Turn Signal For All Models Except T3. The T3 Switch Is In The Dash.	0	0
9090126	O	Electric Backup Alarm: Meets SAE J994 & OSHA requirements.	162	4
9090849	O	Polyswitches replacing fuses. Switch will automatically reset after removal of excess load.	34	0

Air Equipment

9101230	O	Air Dryer: Bendix AD-IS Extended Purge heated.	175	4
9108001	S	Moisture ejection valve w/ pull cable drain.	0	0
9110020	O	Full truck kit: Gladhands mounted at end-of-frame. Seven-way female receptacle mounted at end-of-frame in taillamp bracket. Kit includes dash mounted trailer air supply valve, trailer hand control valve, and hoses/fittings for the valves. Dash mounted parking brake valve, tractor protection valve, and spring brake inversion/relay valves are standard.	914	15
9140020	S	Nylon air tubing in frame & cab, excluding hoses subject to excessive heat or flexing.	0	0
9140286	O	Air tanks: clear of left side of transmission area. This code requires the use of a custom frame layout code.	0	0
9140328	O	Trailer ABS electric supply through SAE J560 7-pin connector per TMC RP137).	0	0

Extended Warranty

9200021	S	Standard Warranty.	0	0
9206182	O	Cummins EW: Aftertreatment, use w/ Protection Plan 1, 2013 ISX12/15 - 5 Years / 200,000 miles (321,869 km), all HP. Each code registered between 366 and 546 days after the vehicle's in-service date will be subject to a \$400 late fee. Coverage cannot be added after 200,000 miles or 545 days past the in-service date.	700	0
9206454	O	Cummins EW: Protection Plan 1, 2013 ISX12/15 - 5 Years / 200,000 miles (321,869 km), up to 475HP. Each code registered between 366 and 546 days after the vehicle's in-service date will be	1,505	0

subject to a \$400 late fee. Coverage cannot be added after 200,000 miles or 545 days past the in-service date.

Miscellaneous

9400071	O	Specify Ship Destination by Narrative.	0	0
		N94000 Ship To: TBEI-Ox Bodies		
		N94010 719 Columbus Street East		
		N94020 Fayette, AL 35555		
		N94030 800-844-2519		
9409852	O	GHG Secondary Manufacturer: Does Not Apply	0	0
9490003	O	Additional lead time required for off highway & /or specialty component truck.	0	0
9490206	O	Warning triangle reflector kit: Shipped loose.	46	4
		Kit consists of 3 triangles in plastic carrying case. Not floor mounted.		

Paint

9700000	O	Paint color number.	0	0
		N97020 A - L0006 WHITE		
		N97200 FRAME N0001 BLACK		
9943004	O	Bumper Unpainted	0	0
9943050	O	Day Cab Standard Paint	0	0
9944820	O	1 - Color Paint - Day Cab	0	0
		Color will be White if no other color is specified.		
9965510	S	Base coat/clear coat.	0	0
		The Kenworth Color Selector contains additional instructions, as well as information on Kenworth paint guidelines and surface finish applications.		
		Kenworth is standard with Dupont Imron Elite paint.		

Total Adjusted Price (W/O Freight & Warranty & Surcharges)	\$248,701
Freight Charge	\$2,225
Options Not Subject to Discount	\$2,205
Surcharges Not subject to Discount	\$0
Total Weight	20445 lb

Prices and Specifications Subject to Change Without Notice.

Unpublished options may require review/approval.
Dimensional and performance data for unpublished options may vary from that displayed in PROSPECTOR.

Printed:	10/10/2016 9:18:16 AM	Complete	Model Number:	T880 Series Conventional
Effective Date:	Jul 1, 2016		Quote/DTPO/CO:	Q31768382
Prepared by:	Administrator		Version Number:	38.20



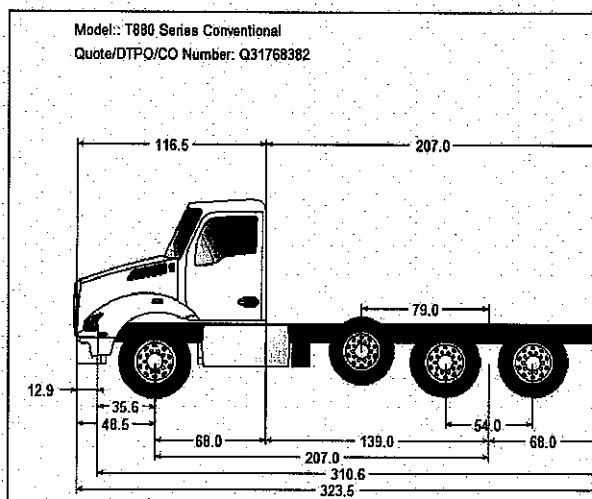
Kenworth of Central Florida K680
1800 North Orange
Blossom Trail

CITY OF ORLANDO

Orlando, Florida United States 32804
Phone: (407) 425-3170
Fax:
Email:

Orlando, Florida United States
Phone:
Fax:
Contact Email: daryl.greenlee@cityoforlando.net
Prepared for: DARYL GREENLEE

Horizontal Dimensions



Unpublished options may require review/approval.

Dimensional and performance data for unpublished options may vary from that displayed in PROSPECTOR.

Printed: 10/10/2016 9:19:17 AM
Effective Date: Jul 1, 2016
Prepared by: Administrator

Complete

Model Number: T880 Series Conventional
Quote/DTPO/CO: Q31768382
Version Number: 38.20



Kenworth of Central Florida K680
1800 North Orange
Blossom Trail

CITY OF ORLANDO

Orlando, Florida United States 32804
Phone: (407) 425-3170
Fax:
Email:

Orlando, Florida United States
Phone:
Fax:
Contact Email: daryl.greenlee@cityoforlando.net
Prepared for: DARYL GREENLEE

Fuel Tanks

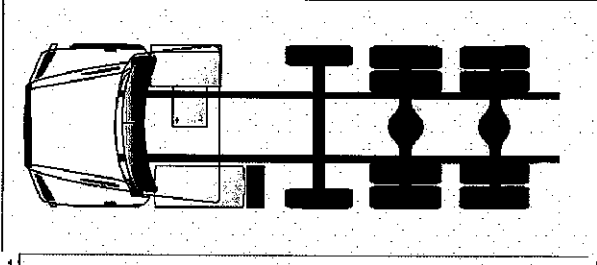
☒ Summary
☐ Right ☐ Left

Location
☐ Under Cab
☐ Back Of Cab 1
☐ Back Of Cab 2
☐ Between Rails
☐ Across Rails BOC
☐ ClearFrame
☐ Def Tank

Type

Material

Diameter



☒ Top View Right Side Available Space: 31.93 in. Current Wheelbase Space: 207
☐ Side View Left Side Available Space: 4.53 in. Required Wheelbase Space: 203

Position	Description	Price	Weight
RH Under	1470 LB, 16, 18 non-polished DPF/SCR or DNG cover	105	30
LH Under	Fuel Tank: 110 US gallon 24.5 in. aluminum under	41	2
In Cab	In-cab steel battery box under rider seat or in	1957	-9
LH Def Tank	Small round DEF tank: 11 gallons of	0	0

Unpublished options may require review/approval.
Dimensional and performance data for unpublished options may vary from that displayed in PROSPECTOR.

Printed: 10/10/2016 9:20:43 AM
Effective Date: Jul 1, 2016
Prepared by: Administrator

Incomplete

Model Number: T880 Series Conventional
Quote/DTPO/CO: Q52068372
Version Number: 38.20



TRUCK BODIES & EQUIPMENT INTERNATIONAL, Inc.
Ox Bodies | Crysteel | DuraClass | Rugby | J-Craft | Hardee

Quote Response Form

Page 1 of 3

10/06/2016 11:41 AM

TBEI - Ox Bodies
719 Columbus Street East
PO Box 886
Fayette AL 35555
USA
800-844-2519

End User: City of Orlando
Customer: 11092

Rich Sgueglia
KENWORTH OF CENTRAL FLORIDA
1800 N. ORANGE BLOSSOM TRAIL
ORLANDO FL 32804
USA

Taken By: Kevin Griggs

Phone: 407-425-3170

Fax: 407-843-4029

Estimate	Terms	Quote Date	Expiration Date	Salesperson	Customer	Currency
FA00085144	Net 30 Days	10/6/2016	11/5/2016	VAN DYKE, RAY		USD

UM	Quantity	Item	Description	Unit Price	Extended Price
EA	1.00	1840196	MV85-1600-1921YD-74133-56/54/60SL6-HLF-T	19,807.50	19,807.50



TRUCK BODIES & EQUIPMENT INTERNATIONAL, Inc.
Ox Bodies | Crysteel | DuraClass | Rugby | J-Craft | Hardee

Quote Response Form

Page 2 of 3

10/06/2016 11:41 AM

UM	Quantity	Item	Description	Unit Price	Extended Price
----	----------	------	-------------	------------	----------------

Yardage 19/20

Body: Maverick

Body: 16' MAVERICK

Hoist Model: 74133

Frame Style: 2x8 RT w/1.5x3 RT xmem on 12 CL (framele

Rear Style: 6" Slant

Front Exhaust Notch: No

Front Height: 56"

Side Height Front: 54" 1/4" Hardox

Side Height Rear: 54"

Rear Height: 60" 1/4 HardOx

Front Material: 1/4" Hardox

Floor Material: 1/4" Hardox

Cabshield Style: Standard

Cabshield Projection: 24"

Cabshield Width: 85"

Tarp Style: Electric - Mountain Tarp

Tailgate Type: Hi-Lift Tailgate

Sealed Tailgate: No

Coal Chute: None

Tailgate Operation: Air

Tailgate Bracing Style: 2 Horizontal (TG height 55" to 64")

Horizontal Side Brace: No

Side Top Rail Style: Standard 4x4 11 GA

Tread Plate Aluminum Bottom Rail: No

Polished Aluminum Insulation Side/Front : No

Dump Assist Vibrator: None

Dump Apron: Sch # 80 - 12"

Side Light Cutouts: Lower Front/Rear Clearance/oval center

Cabshield Cutouts: 1 Set/ 1 set strobe

Metro Light Cutouts: 2 sets

Dirt Shedding Angle: No

Board Holder Height: 6"

ID: 85"

Cover Bottom Rail with Alum: No

Cab Height78"

PaintBlue 24160***PAINT BOARDS***

oval turn behind pivot point**

Truck: KW

Truck: Installed

Side Boards: 6" Pine board

Hydraulic Tank: 1250596-Pyramid Flat Bottom Standard

Rear Hinge: Full Pin

Hoist: 74133

Cab Controls: Auto Transmission: 1250606-ES PTO/AS Feat Pmp/Elec MT Tarp

Cab Controls: Man. Transmission: None

Pump - Auto Transmission: 1249982-AS/Auto/Pump G102-D1-2.0(073) C/

Pump - Manual Transmission: None

PTO - Auto Transmission: 1249993-PTO KIT ELEC AT CS24-A1006-H3KX

PTO - Manual Transmission: None

Mud Flaps: 1250015- 30" Standard Mud Flaps w/GG

Backup Alarm: 1248915-Back-Up Alarm

Side Light Quantity: Lower Front Amber / Rear Clearance Red/Turn

Cab Shield Light Quantity: 1 set Amber/ 1 set strobe

Metro Light Quantity: 1 set Red/1 set Amber Strobe



TRUCK BODIES & EQUIPMENT INTERNATIONAL, Inc.
Ox Bodies | Crysteel | DuraClass | Rugby | J-Craft | Hardee

TBEI - Ox Bodies
719 Columbus Street East
PO Box 886
Fayette AL 35555
USA
800-844-2519

Quote Response Form

Page 3 of 3

10/06/2016 11:41 AM

End User: City of Orlando
Customer: 11092

Rich Sgueglia
KENWORTH OF CENTRAL FLORIDA
1800 N. ORANGE BLOSSOM TRAIL
ORLANDO FL 32804
USA

Taken By: Kevin Griggs

Phone: 407-425-3170
Fax: 407-843-4029

Estimate	Terms	Quote Date	Expiration Date	Salesperson	Customer Currency
FA00085144	Net 30 Days	10/6/2016	11/5/2016	VANDYKE, RAY	USD

UM	Quantity	Item	Description	Unit Price	Extended Price
EA	1.00	1249365	TARP ELEC MT MESH N/FL AL 10-16 INST	1,174.20	1,174.20
EA	1.00	1757567	HITCH 22" 25TON W/GLADS 7-PIN INSTALL	1,133.00	1,133.00

Setup pintle like pic***

**By signing below I acknowledge that I have reviewed the specs above and confirmed they are correct. I understand that once my order is placed and sent into production that I will not be able to make changes to the order. I assume full ownership of the body once production begins.

X _____

VIN _____ TRANS _____

ETA _____ DUMP BODY COLOR _____

Gross Sales:	23,219.00
Order Disc	1,104.30
Sale Amount:	22,114.70
Freight:	1,600.00
Sales Tax:	0.00
FET Charges:	0.00
Total Amount:	23,714.70

October 4, 2016



1800 N. Orange Blossom Trail
Orlando, FL 32804
407-425-3170 ext. 107
Rich Sgueglia

City of Orlando
1010 S. Westmoreland Dr.
Orlando, FL 32805
407-719-5549
Prepared for: Daryl
Greenlee

FSA16-VEH14.0
Spec # 14 - 52,000lb GVWR
Qty. (1) Cab and Chassis 4X6 Tandem

Code	Bid Specification – Options	Price	Extension
Base Specification	2016 Kenworth T880	102,475.00	102,475.00
0125807	Engine Upgrade-specify ISX12L-400hp 1,650ft/lb	3,007.00	3,007.00
64K/GVW	64,000lb. GVWR package	10,965.00	10,965.00
2016158	Allison 4500RDS Auto Transmission	15,848.00	15,848.00
6141600	Double Frame: full steel insert	1,640.00	1,640.00
3808119	Steerable Lift Axle: Pusher/Tag 13,200lb rating air lift incl	9,166.00	9,166.00
Pats Pump	4500 Gallon Steel Septic Truck	145,125.00	145,125.00
3511420	Driver controlled differential lock	1,619.00	1,619.00
8890135	Exterior Stainless Sun Visor	745.00	745.00
9206453	Cummins Warranty ISX PP15yr/100,000 miles	1,214.00	1,214.00
9206181	Cummins Warranty ISX Aftertreatment 5yr/100,000	554.00	554.00
4500 5yr	Allison 5yr/unlimited mile Warranty	1,106.00	1,106.00
WT	Window Tint	180.00	180.00
Note: All Options			
Include 3/4 % Florida Sheriffs Admin Fee			
Reference: Kenworth Specs Pages: 44 – 51			
Total Price		\$293,644.00	\$293,644.00



2141 W. Church St ~ Orlando, FL 32805 ~ (407) 841-7867 / fax 407 648-2096

Date: 3-October-2016

To: Rich Sgueglia

CC: Mr. Daryl Greenlee, Gavin Lopez, Daron Johnson

Re: 4500 Gallon Steel Septic Truck on Kenworth Provided Chassis for the City of Orlando

Rich

Thank you for the chance to work with you on your equipment needs. Per your and the City of Orlando requirements:

- 1 Tank-Capacity 4500 Gallons Steel Single Compartment Septic Tank with Hoist
And Hydraulically full opening Rear.
 - 81" Diameter x 192" x 5/16" Shells plus Heads - 216" CT
 - Two (2) Waste Baffles
 - Full Length Angle Frame with Truck Mount Hose Trays
 - 12" Top Mounted Primary Shut Off
 - 20" Top Manway
- 1 Outlet: 6" Discharge with Gate Valve, Camlock and Cover
- 1 Inlet: 4" Inlet on Rear Head with Gate Valves, Camlocks and Covers
- 3 Level Indicators: 5" Sight Glasses in Rear
- 1 Pump: NVE5314 1600 cfm Blower System Complete with Silencer, Secondary
And Grit Ridder
- 1 Drive Kit: Factory Mounted PTO (by Lely) and Hydraulic System for all Functions
- 1 Exterior Finish: Sand Blasted, Primed and Painted White
- 1 Standard LED Light Package: including Work Lights
- 1 Mounted Tool Box: 24 x 24 x 36
- 1 Jetter: MP4124 10 gpm @ 3000 psi
- 2 Reels: Spring Loaded Hose Reels with 100' 1/2" Hose (both sides)
- 1 Tank: 100 Gallon Water Tank
- 1 Camera: Back-Up Camera
- 1 Lighting: Additional Lighting

Total: \$ 145,125.00

Respectfully

Kevin Fender

VP

Pat's Pump & Blower

Phone: 407-841-7867

Fax: 407-648-2096

Email: KFender@PatsPump.com

SALES * SERVICE * INSTALLATION

Corporate Office: 630 West Church Street, Orlando, FL 32805 * Phone: 407-841-7867 * Toll Free: 800-359-7867 * Fax: 407-648-2096

Branch Office: 5023 Highway 85, Forest Park, GA. 30297 * Phone: 404-761-1300 * Toll Free: 800-851-7987 * Fax: 407-761-7003

www.patspump.com * E-Mail: patspump@aol.com

KENWORTH

Kenworth of Central Florida K680
1800 North Orange
Blossom Trail

CITY OF ORLANDO

Orlando, Florida United States 32804
Phone: (407) 425-3170
Fax:
Email:

Orlando, Florida United States
Phone:
Fax:
Contact Email: daryl.greenlee@cityoforlando.net
Prepared for: DARYL GREENLEE


Vehicle Summary

Unit		Chassis	
Model:	T880 Series Conventional	Fr Axle Load (lbs):	20000
Type:	FULL TRUCK	Rr Axle Load (lbs)	46000
Description:	Sludge Tanker	G.C.W. (lbs):	70000
Application		Road Conditions:	
Intended Serv.:	Construction. Vehicles used in the construction	Class A (Highway)	29
Commodity:	Water	Class B (Hwy/Mtn)	70
Body		Class C (Off-Hwy)	01
Type:	Vacuum tank	Class D (Off-Road)	00
Length (ft):	24.0	Maximum Grade:	6
Height (ft):	13.5	Wheelbase (in):	290
Max Laden Weight (lbs):	15000	Overhang (in):	73
Trailer		Fr Axle to BOC (in):	74
No. of Trailer Axles:	0	Cab to Axle (in):	216
Type:		Cab to EOF (in):	289
Length (ft):	0.0	Overall Comb. Length (in):	412
Height (ft):	0.0	Special Req.	
Kingpin Inset (in):	0	U.S. Domestic Registry, 50-State	
Corner Radius (in):	0		
Restrictions			
Length (ft):	120		
Width (in):	102		
Height (ft):	13.5		

Approved by: _____

Date: _____

Note: All sales are F.O.B. designated plant of manufacture.

	Ask your dealer for a quote today, or visit our website @ www.paccarfinancial.com .
	PACCAR Financial offers innovative finance, lease and insurance programs customized to meet your needs.

Unpublished options may require review/approval.
Dimensional and performance data for unpublished options may vary from that displayed in PROSPECTOR.

Printed: 10/4/2016 9:58:07 AM
Effective Date: Jul 1, 2016
Prepared by: Administrator

Complete

Model Number: T880 Series Conventional
Quote/DTPO/CO: Q65768211
Version Number: 38.20

Kenworth of Central Florida K680
1800 North Orange
Blossom Trail

CITY OF ORLANDO

Orlando, Florida United States 32804
Phone: (407) 425-3170
Fax:
Email:

Orlando, Florida United States
Phone:
Fax:
Contact Email: daryl.greenlee@cityoforlando.net
Prepared for: DARYL GREENLEE

Data	Code	Description	\$ List	Weight
Model				
0000810	O	T880 Series Conventional	168,240	15,236
0070060	O	T880	0	0
0072001	O	Chassis operation will include stationary application used in lower 48 states [US only]. Stationary operation is defined as running the engine under load while stationary at a substantial fraction of engine gross horsepower (60% or greater) for an extended period of time (longer than 5 - 10 minutes).	0	0
0080055	O	CARB Idle Emissions Reduction Feature. Cummins engines.	100	0
0090000	O	Non-Sleeper w/rear axle capacity less than 59K.	0	0
0091121	O	Water	0	0
0093130	O	Construction. Vehicles used in the construction industry, other than those listed above. Use typically involves operating on the jobsite, to pick up or deliver construction materials, or to position the vehicle for its intended use at the construction site. Includes such activities as delivery of precast concrete, concrete pumpers, flatbeds or roll-offs for delivery of construction materials or equipment, etc. Typically includes some operation off of paved roads. Road usage: any combination, which includes some Class C.	0	0
0095165	O	Vacuum tank	0	0
0098025	O	U.S. Domestic Registry, 50-State	0	0

Engine & Equipment

0125807	O	ISX12 400V 2013 400@1800 380@2100 1650@1100, w/Engine Retarder. Diagnostic Plug for data link, Oil Cooler, Aluminum Flywheel Housing. Replaces code 0125802. N09200 N205 120..Standard Maximum Speed Limit [LSL] N09220 N207 0....Expiration Distance N09240 P13 120..Hard Maximum Speed Limit N09260 P14 64...Maximum Accelerator Pedal Vehicle Speed N09280 P16 0....Accelerator Lower Droop N09300 P19 64...Maximum Cruise Speed N09320 P38 0....Cruise Control Lower Droop N09360 N203 252..Reserve Speed Function Reset Distance N09380 N202 0....Maximum Cycle Distance N09400 N206 10...Maximum Active Distance N09420 N201 0....Reserve Speed Limit Offset N09440 P11 NO...Engine Protection Shutdown N09460 P06 NO...Gear Down Protection N09480 P26 1400.Max PTO Speed N09500 P02 NO...Cruise Control Auto Resume N09520 P04 NO...Auto Engine Brake in Cruise N09540 N209 0....Expiration Distance N09560 P520 YES..Enable Idle Shutdown Park Brake Set N09580 P32 5....Timer Setting N09600 P233 YES..Enable Impending Shutdown Warning N09620 P234 60...Timer For Impending Shutdown Warning N09640 P516 35...Engine Load Threshold N09680 P33 NO...Idle Shutdown Manual Overrule N09720 P230 YES..Enable Hot Ambient Automatic Overrule	3,537	10
---------	---	--	-------	----

N09740 P46 40...Low Ambient Temperature Threshold
 N09760 P56 60...Intermediate Ambient Temperature Threshold
 N09780 P47 80...High Ambient Temperature Threshold

1000153	O	Prospector Version 38.2 Replaces version 38.1	0	0
1000684	O	Effective VSL Setting NA	0	0
1000857	O	Engine Idle Shutdown Timer Enabled	0	0
1000859	O	Enable EIST Ambient Temp Override	0	0
1000860	O	Enable EIST in PTO Mode Use only with MX and Cummins engines	0	0
1000891	O	Eff EIST NA Expiration Miles Use only with MX and Cummins engines	0	0
1002060	O	Air compressor: Cummins 18.7 CFM FOR Cummins AND PACCAR PX engines.	0	0
1051200	S	Air Cleaner: composite firewall mounted PACCAR or Cummins engines	0	0
1105240	O	Fan Hub: Horton 2-Speed for ISX12	338	0
1123555	S	Cooling module: 1330 square inches. Includes aluminum radiator core, aluminum charge air cooler, translucent surge tank and washer bottle, silicone hoses, and extended life coolant.	0	0
1160208	O	Radiator bug screen mounted between hood & grille.	118	2
1247150	S	RH under cab DPF/SCR w/ RH SOC vertical tailpipe. For use w/ daycabs, extended daycabs, or modular sleepers. T660 requires split fender hood.	0	0
1290136	O	Tailpipe: 5 in. single 36 in. 45 degree curved.	0	0
1328130	O	PACCAR Fuel filter/water separator, WIF sensor Cummins PX-9/ISX12/ISX15. 2013+	0	0
1500029	O	Kenworth Fuel Cooler Required for Cummins engines with a single fuel tank. Required for PACCAR MX-13 engine with a single fuel tank and stationary use: High RPM, low vehicle speed, sustained for longer than 1 hour. Optional for all other applications.	219	6
1700117	O	Retarder: Cummins ISX12 *Replaces 1700119 Use code 1700123 for ISX12 G	0	40
1816260	S	Alternator: PACCAR 160 amp, brush type	0	0
1821275	O	Batteries: 3 AGM GP31 THR (925) 2775 CCA. For T680 & T880 in cab battery box only.	410	0
1836100	S	Starter: PACCAR 12 volt electrical system. W/ centralized power distribution incorporating plug-in style relays. Circuit protection for serviceability, 12-volt light system w/circuit protection circuits number & color coded.	0	0
1840065	S	12V low voltage disconnect for starter battery protection.	0	0
1900082	O	Multi-function engine connector for body builder interface for Cummins.	61	0
1900976	O	Body Builder Control Harness coiled EOF for customer installed remote throttle and remote PTO controls. Harness includes Remote PTO control and Remote Throttle controls. T680/T880 models do not require 12-way engine connector sales codes. All other models require (1900082 or 1900084).	83	2
1900996	O	Jump start terminals under hood.	229	12

Transmission & Clutch

2016158	O	Transmission: Allison 4500RDS 6-speed w/o retarder, w/PTO provision. 5th generation. For vocational applications. Includes shift control, transmission oil temperature gauge, oil level sensor & heat exchanger. Transynd transmission fluid is standard on all Allison 1000, 2000, 3000 & 4000 series transmissions.	27,188	385
2406803	O	Driveline: 3 Dana SPL250XL W/ 2 centerbearings Requires 3500057 interaxle driveline. Low maintenance offering from Spicer. On-highway 350K mi first service interval, 100K mi subsequent service interval on U-joint, splines lubed for life for life, quick disconnect end caps.	1,703	185

2410018	O	Torque converter included w/Allison Transmission.	0	0
2410073	O	Customer-installed split shaft PTO Informational only, nothing additional is provided.	0	0
2410151	O	Pushbutton control center console mounted. Class 8 with Allison Transmission.	0	0
2410204	O	Delete Allison FuelSense	0	0
2410244	O	J1939 Park Brake Auto Neutral	0	0
2429358	O	Rear transmission support springs for transmission PTO applications are required to ensure that engine flywheel housings are not overloaded when transmission PTO's are installed.	83	0
2429378	O	Customer installed transmission PTO in the LH Mounted position (8 o'clock) for Allison 3000 & 4000 transmissions.	0	0

Front Axle & Equipment

2517020	O	Meritor MFS20 Front Axle rated 20K 3.5in. DROP. Standard Track.	2,059	150
2621078	O	Front Brakes: 22K Bendix ES S-cam 16.5x6 in.	-376	-46
2690035	O	Front Brake Drum: 22,000 lbs. 16-1/2x6 in. Cast.	-113	104
2702020	O	Front Hubs Iron hub pilot 20,000 lbs. 10 Bolt 16.5x6in. or 7in. or air disc brakes. 10 Bolt, 11-1/4 in. bolt circle. Consider Wheelguards (5850002) with aluminum wheels.	315	80
2741970	S	ConMet PreSet Plus Hub package; front axle.	0	0
2750001	S	Hubcap: front vented.	0	0
2765001	O	Front Auto Slack Adjuster.	0	0
2790015	O	Front End Lowered: 1in.; not available W9B/L.	0	0
2866020	O	Front Springs: Taperleaf 20K w/ shock absorbers w/ maintenance-free elastomer spring pin bushings. Standard with rubber pins except for C500 which has threaded pins. W900S only. Not available on W900L. W900B use 2866021.	1,199	241
2895302	O	Dual power steering gear: 16-22K Sheppard HD94. Heavy duty. Not for use on T3.	1,161	73
2899336	O	Power Steering Cooler:Radiator Mounted Air-to-Oil 2007 and later engines only.	344	11
2900616	O	Threaded Bushings for taperleaf spring 16K, 18/20K, 22K, 40K replacing rubber.	97	0

Rear Axle & Equipment

3142170	O	Dual Rear Axle 46,000 lbs. Meritor RT46-164EH Heavy wall housing	3,517	528
3200538	O	Rear Axle Ratio - 5.38.	0	0
3334004	S	Dual Rear Brakes 16-1/2x7 in. to 46K; Bendix ES-extended service S-cam.	0	0
3392005	S	Dual Rear Brake Drums: cast.	0	0
3407050	S	Dual Rear Hubs: Aluminum hub pilot 46K 11-1/4 in. bolt circle.	0	0
3441972	S	ConMet PreSet Plus Hub package; dual rear axle.	0	0
3465002	S	Dual Rear axle automatic slack adjusters.	0	0
3485207	O	Spring Brake: 3030 long stroke dual 30 square inches travel; replaces standard 2-1/2 in. travel. Helps keep brakes in adjustment longer.	29	4
3495226	S	Bendix 4S/4M anti-lock brake system.	0	0
3500057	O	Interaxle driveline 1 Dana SPL170XL	0	-4
3511420	O	Driver Controlled Differential Lock (Crosslock) for Meritor Axles 40K to 52K forward rear & rear rear axle. Under Speed Interlock is standard on T680.	2,435	39
3573111	O	Separate switch for dual axles: differential lock or crosslock.	115	0
3749209	O	Rear suspension: Tandem Chalmers 854-46-H 46K. 54 in. axle spacing. Unladen Height: 12.5 in. Laden Height: 10.1 in. Standard restrictor can.	4,751	110

3808119	O	1 Steerable Pusher Watson-Chalin Tru Track 13.5K SL1190SSR Alumilite; includes axle.	11,789	1,271
3820036	O	1 Steerable Pusher Brakes: Bendix Non-RSD 15x4 Use with 13.5K axle.	0	0
3820523	O	1 Steerable Pusher brake drum 15x4 for use with 13.5K axle.	0	0
3821121	O	1 Steerable pusher hubs aluminum hub pilot for use with 13.5K axle.	0	0
3828339	O	Pusher or Tag: gauge/switch dash-mounted; gauge and pressure regulator mounted left of driver.	0	0
3832026	O	Chalmers shock absorbers. 52K and under suspension.	499	35
3841052	O	1st Pusher location: 52 in. from c/l Forward tandem axle or single rear axle.	0	0

Tires & Wheels

4077536	O	Front tires: Bridgestone M860A 425/65R22.5 20PR 44.9in. diameter, all position. On/Off highway. Wide-base tire. 20.76in SLR.	1,577	156
4277535	O	Rear tires: Bridgestone M860A 315/80R22.5 20PR. 42.8 in. diameter, all position. 19.9 in. SLR.	3,492	376
4781854	O	1 steerable pusher: 2 R268ECOPIA 295/75R22.5 14PR. 40.3 in. diameter, all position. Side wall protector bar. 18.8 in. SLR. For P&D & construction vocations.	-106	8
4900008	O	Rear Tire Quantity: 8	0	0
5042312	O	Front wheel: Accuride 29806 22.5x12.25 steel Steel Armor[TM] powder coat, hub pilot mount. 11500lb. maximum rating. 5-hand holes.	916	102
5242367	O	Rear wheel: Accuride 29300 22.5x9 steel Steel Armor[TM] powder coat, hub pilot mount. 10000lb. maximum rating. 5-hand holes. Not air disc brake compatible. Code is priced per pair of wheels.	1,936	320
5781185	O	1 steerable pusher wheel: 2 Accuride 50344 22.5x8.25. Steel Armor[TM] powder coat, hub pilot mount. 8000lb. maximum rating. 5-hand holes.	48	20
5853906	O	Powder coat white steel wheel. Use in conjunction with front, dual front, rear, spare or lift axle wheel code(s). All wheels on chassis must have same finish color.	0	0
5900008	O	Rear Wheel/Rim Quantity: 8	0	0

Frame & Equipment

6056600	O	Frame Rails: 10-3/4 x 3-1/2 x 3/8in. Steel 337in. to 416 in. Truck frame weight is 3.48 lb.-in. per pair of rails. Section modulus is 17.80, RBM is 2,132,000 in.-lbs per rail. Frame rail availability may be restricted based upon application, axle/suspension capacity, fifth wheel setting, or component/dimensional specifications. The results of the engineering review may result in a change to the requested frame rail. If a change is required Kenworth Application Engineering will advise the dealer of the appropriate material specification for a substitute rail.	674	640
6141600	O	Full Steel Insert: for 10-5/8 in. or 10-3/4 in. Steel 337 in. to 416 in. or 2nd insert for 11-5/8 in. steel frame. Adds 1,149,000 in.-lb to main rail RBM. Truck insert weight is 2.05 lb.-in. per pair of rails. Full frame insert length is equal to wheelbase plus rear frame cutoff plus dimension forward of front axle by model: T660 and T800 = 21.26 in., C500B = bumper setting minus 0.79 in., W900B = 5.27 in., W900L = 1.50 in., W900S = 3.27 in., T440/T470 50 in. bumper setting = 21.26 in., T470 73 in. bumper setting = 72.3 in.	1,756	787
6302461	O	Bumper: Tapered chrome steel channel. Requires a bumper setting code.	465	63
6319485	O	48.5 in. Bumper setting. Requires a bumper code.	0	0
6324025	O	Front tow hook: Center mounted, cast. Requires iron front drive brackets.	240	28
6391201	O	Custom Frame Layout: one chassis	1,380	0
6405000	O	In-cab steel battery box: under rider seat or in stand alone box. Requires appropriate AGM battery code, which varies by model, and appropriate rider seat code be selected prior to entering	1,967	-9

the workscreen. Includes 1 battery disconnect switch.

.6409906	O	In-Cab battery box location: Under rider seat.	0	0
6451090	O	T470,C5, T6, T8 non-polished DPF/SCR or CNG cover diamond plate w/ step. For use w/ 2010 or later exhaust systems. For T8, use extended length non-polished battery box on opposite rail to match the length of under cab components.	105	30
6679995	O	Customer will install structural end-of-frame crossmember before vehicle is placed in service.	0	0
6710080	O	Two rams horn open rear tow hooks, not for trailer towing.	102	17
6721102	S	Rear mudflap arms: Betts B-25 standard-duty, straight. Includes B1732 mounting brackets as standard.	0	0
6722094	O	Rear mudflap shields: Black rubber anti-sail w/o logo. 28 in. x 30 in., 25 in. thickness.	34	9
6742009	S	Square end-of-frame w/ o crossmember;non-towing.	0	0

Fuel Tanks & Equip

7210075	O	Fuel Tank: 75 US gallon 24.5in. aluminum under replace. Class 8 fuel tanks w/o locking caps include an anti-siphon device on the filler neck.	-24	-11
7722003	O	DEF tank 7.3 clear BOC [CBOC], requires LH under cab fuel tank. This tank has 7.3 gallons of useable volume. The tank will be located inboard of the LH under cab fuel tank. There is no frame space required to locate this tank. Not for use on sleeper chassis. Standard capacity is calculated by fuel capacity of the vehicle and will accommodate two diesel fill-ups for every DEF fill-up. For 1:1 DEF fuel fill ratio, add 7889204.	85	-23
7831042	O	Fuel Tank Steps: 6in. wide upper & lower F/1 LH under round tank 24.5in. NFPA Compliant. Includes fuel tank crossbrace.	285	8
7889203	O	Standard DEF to fuel fill ratio: 2:1 or greater.	0	0
7889245	S	Anti-siphon device swaged in place. For any number of fuel tanks.	0	0
7889604	O	DEF tank location is on the LH.	0	0
7920075	O	Location: 75 gal fuel tank LH under cab	0	0

Cab & Equipment

8025301	S	Cab: Stamped aluminum cab with panoramic curved glass windshield. Standard with stamped aluminum doors, heavy duty in-swinging hinges, and triple sealed doors. Manufactured using self-piercing rivets and structural adhesive. Includes LED exterior marker lights and turn signals.	0	0
8090604	O	Hood: T880 Standard Length With Mechanically Fastened Fenders. 122.6 inch BBC.	506	15
8108011	S	Cab HVAC - Day Cab and 40in Sleeper System With Defrost, A/C, and 48,000 BTU/hr Heater. Includes automatic temperature control with one touch defrost operation and dash mounted cab temperature and solar intensity sensors. Pleated fresh air filter and cabin recirculation air filter standard. The Kenworth HVAC system is designed to provide optimal heating and cooling in all operating environments without need for additional insulation. Cab HVAC without sleeper heater AC is available with 40in sleeper.	0	0
8190138	O	Shutoff Valves to Isolate Primary Heater Remote mounted on frame under cab.	64	0
8201013	S	Steering wheel: 18 in. 4-spoke.	0	0
8201200	O	Adjustable telescoping tilt steering column.	0	0
8203060	O	5 sets of keys. Replaces standard 2 sets of keys.	27	0
8208495	O	Two spare switches: Wired to power.	87	0
8282007	S	Kenworth Driver Performance Center:5in Full Color high resolution Thin Film Transistor (TFT) active matrix display with advanced driver information including fuel economy performance, outside air temp, clock, odometer and trip, engine hour meter, ignition timer, engine RPM, general truck information, diagnostics, and gear display. All Highline functionality is accessed via the Kenworth MCS providing intuitive control at the driver's fingertips. Also includes Dark	0	0

Cabin functionality. When activated, the only interior light that will function when a door is opened is the door courtesy lamp.

8282013	S	Kenworth instrumentation and control package with 9 standard easy-read gauges: includes speedometer, tachometer, fuel gauge, engine coolant temp, engine oil pressure, voltmeter, dual air pressure, air application pressure and DEF gauge. All accessory controls utilize electronically activated solenoids that include advanced vehicle protection interlocks.	0	0
8282108	O	Modular Dash Options: Dash storage unit with two shelves. Reduces total gauge count by 6.	45	0
8300008	S	Interior color: Slate Gray	0	0
8330102	S	Interior package: Vantage daycab Includes durable headliner and vinyl sidewalls with geometric patterned trim and anodized aluminum accents throughout. Convenient overhead storage cubbies, full size glove box, two center console cupholders, and large door pad map pocket. Standard LH/RH power windows, electric door locks, interior LED lighting, nighttime-friendly red ambient lighting for dash and footwell, and door mounted courtesy light. Includes two standard 12V power outlets. Driver sunvisor includes strap.	0	0
8390634	S	Rubber floormat	0	0
8410200	O	DR Seat: GT701 HB with Vinyl material. The GT701 is standard with a single air bag, scissor linkage seat suspension. It includes a single chamber lumbar support, 10in Fore/Aft adjustment, 7in Up/Down adjustment, 2.5in pan extension, 51 degree seat back recline, and 16 degree full seat tilt. Includes 3-point matching seat belts. DR seat standard w/ dual armrests.	-84	0
8480110	O	RD Seat:GT100 Battery/Utility Box HB With Vinyl Material. The GT100 seats are standard with fixed base. Includes 3-point matching seat belts.	-133	9
8490187	S	Seat color: Slate Gray with Gray stitching.	0	0
8496559	O	Driver and Rider Seat Belts: Orange Seat Belts. Replacing standard color.	29	0
8601421	O	Kenworth Radio with AM/FM/WB/USB and Bluetooth	452	4
8698974	O	Base Level Audio System - Daycab:High Performance Door Speakers.	81	2
8700168	S	Non-self cancelling turn signal: W/column-mounted headlight dimmer switch & intermittent wiper control.	0	0
8700663	O	Kenworth TruckTech+ The Kenworth Remote Diagnostics system provides the Worlds Best reporting of engine and aftertreatment fault codes, as well as enhanced support for the truck owner through rapid communication of fault severity and recommended actions. This option is Standard on all Kenworths with an MX engine.	0	0
8800260	O	Long grabhandle RH side mounted to side-of-cab exhaust.	60	2
8800372	O	Grabhandle: LH, Exterior, Side of Cab - Ergonomic Grab Handle Mounted To The Left Hand Exterior Of The Cab For Entry and Exit.	137	3
8800402	S	Dual Cab Interior Grabhandles: A Pillar Mounted Dash Wrap and B Pillar Mounted Grabhandles	0	0
8832113	S	Kenworth Daylite Door with standard LH/RH electric door locks and LH/RH electric window controls.	0	0
8841618	O	Dual rectangular air horn 23 in. LH & RH top of roof. Includes air horn covers.	225	4
8850139	S	Look-Down, Pass. Door, Black 11x6	0	0
8850812	O	LH Hood Mtd Blind Spt, Chrome Circ	136	4
8850813	O	RH Hood Mtd Blind Spt, Chrome Circ	145	4
8865002	S	Aero Mirror: Dual Kenworth Aerodynamic Motorized heated mirrors, 7in X 13in with cab color mirror shell and black mirror arms. Also includes LH/RH heated 6in X 7in convex mirrors. Mirror brackets set for 8-1/2 ft load width. Mirror controls located on driver side door pad.	0	0
8871446	S	Rear cab stationary window 19in x 36in	0	0
8890038	O	3.5in x 11.5in Plastic Records Holder:Mounted On	58	0

Rear Cab Panel. Not available With Sleeper Or 2 Person Bench Seat.

.8890101	S	One-piece bonded-in windshield with curved glass. Standard.	0	0
8890135	O	Exterior stainless steel sunvisor.	877	19
8890300	O	Fender close-out: Below headlamp, behind bumper. *NOT available with 3-piece bumper.	201	0
8890348	O	Wheelwell Fender Extension: 4.5 inches	287	0
8890876	S	Kenworth Cab/Sleeper Air Suspension.	0	0

Lights & Instruments

9010553	S	Headlamps: SAE Dual Halogen Complex Reflector	0	0
9022137	S	Marker Lights: Five, rectangular, LED	0	0
9030016	S	Turn Signal Lights: Flush mounted LED mounted at top of fender wheel arc	0	0
9030052	S	LED Stop,Turn,Tail: With Two LED Backup Lights and With An LED License Plate.	0	0
9090039	S	Marker Lights: Interrupter Switch. Included in Turn Signal For All Models Except T3. The T3 Switch Is In The Dash.	0	0
9090126	O	Electric Backup Alarm: Meets SAE J994 & OSHA requirements.	162	4
9090849	O	Polyswitches replacing fuses. Switch will automatically reset after removal of excess load.	34	0

Air Equipment

9101210	S	Air Dryer: Bendix AD-IS heated.	0	0
9108001	S	Moisture ejection valve w/ pull cable drain.	0	0
9140020	S	Nylon air tubing in frame & cab, excluding hoses subject to excessive heat or flexing.	0	0
9140254	O	Locate air dryer inside RH rail BOC. This code requires the use of a custom frame layout code.	0	0
9140286	O	Air tanks: clear of left side of transmission area. This code requires the use of a custom frame layout code.	0	0

Extended Warranty

9200021	S	Standard Warranty.	0	0
9206181	O	Cummins EW: Aftertreatment, use w/ Protection Plan 1, 2013 ISX12/15 - 5 Years /100,000 miles (160,935 km), all HP. Each code registered between 366 and 546 days after the vehicle's in-service date will be subject to a \$400 late fee. Coverage cannot be added after 200,000 miles or 545 days past the in-service date.	550	0
9206453	O	Cummins EW: Protection Plan 1, 2013 ISX12/15 - 5 Years /100,000 miles (160,935 km), up to 475HP. Each code registered between 366 and 546 days after the vehicle's in-service date will be subject to a \$400 late fee. Coverage cannot be added after 200,000 miles or 545 days past the in-service date.	1,205	0

Miscellaneous

9400071	O	Specify Ship Destination by Narrative. N94000 HI-VAC CORPORATION N94010 117 INDUSTRY ROAD N94020 MARIETTA, OHIO 45750 N94030 800-752-2400 ATTN KENT PARKS	0	0
9409852	O	GHG Secondary Manufacturer: Does Not Apply	0	0
9490003	O	Additional lead time required for off highway & /or specialty component truck.	0	0
9490206	O	Warning triangle reflector kit: Shipped loose. Kit consists of 3 triangles in plastic carrying case. Not floor mounted.	46	4
9490417	O	One 5 lb. dry chemical type fire extinguisher mounted inboard of driver seat. Class ABC.	136	11

Paint

9700000	O	Paint color number.	0	0
---------	---	----------------------------	---	---

N97020 A - L0006 WHITE
N97200 FRAME N0001 BLACK

9943004	O	Bumper Unpainted	0	0
9943050	O	Day Cab Standard Paint	0	0
9944820	O	1 - Color Paint - Day Cab Color will be White if no other color is specified.	0	0
9965510	S	Base coat/clear coat. The Kenworth Color Selector contains additional instructions, as well as information on Kenworth paint guidelines and surface finish applications. Kenworth is standard with Dupont Imron Elite paint.	0	0

Total Adjusted Price (W/O Freight & Warranty & Surcharges)	\$248,640
Freight Charge	\$2,225
Options Not Subject to Discount	\$1,755
Surcharges Not subject to Discount	\$0
Total Weight	21080 lb

Prices and Specifications Subject to Change Without Notice.

Unpublished options may require review/approval.
Dimensional and performance data for unpublished options may vary from that displayed in PROSPECTOR.

Printed:	10/4/2016 9:58:07 AM	Complete	Model Number:	T880 Series Conventional
Effective Date:	Jul 1, 2016		Quote/DTPO/CO:	Q65768211
Prepared by:	Administrator		Version Number:	38.20

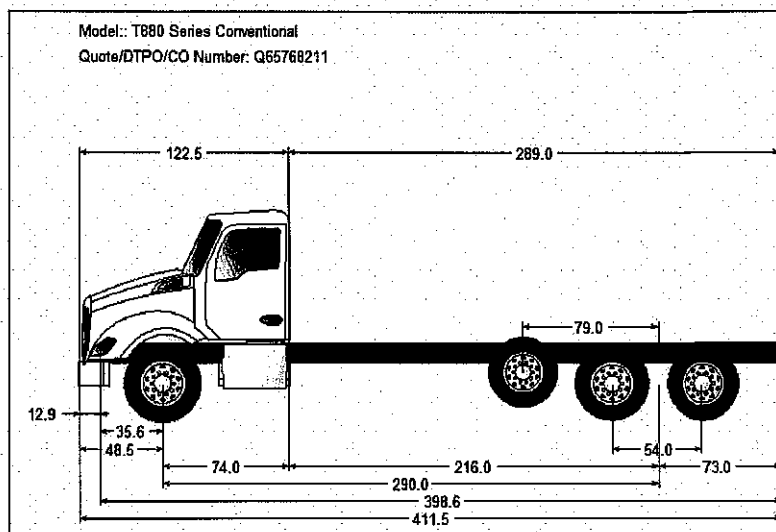
Kenworth of Central Florida K680
1800 North Orange
Blossom Trail

CITY OF ORLANDO

Orlando, Florida United States 32804
Phone: (407) 425-3170
Fax:
Email:

Orlando, Florida United States
Phone:
Fax:
Contact Email: daryl.greenlee@cityoforlando.net
Prepared for: DARYL GREENLEE

Horizontal Dimensions



Unpublished options may require review/approval.
Dimensional and performance data for unpublished options may vary from that displayed in PROSPECTOR.

Printed: 10/4/2016 9:59:07 AM
Effective Date: Jul 1, 2016
Prepared by: Administrator

Complete

Model Number: T880 Series Conventional
Quote/DTPO/CO: Q65768211
Version Number: 38.20



Kenworth of Central Florida K680
1800 North Orange
Blossom Trail

CITY OF ORLANDO

Orlando, Florida United States 32804
Phone: (407) 425-3170
Fax:
Email:

Orlando, Florida United States
Phone:
Fax:
Contact Email: daryl.greenlee@cityoforlando.net
Prepared for: DARYL GREENLEE

Fuel Tanks

☒ Summary

☐ Right ☐ Left

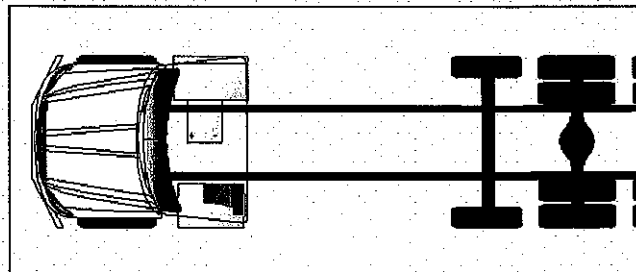
Location

Under Cab
Back Of Cab 1
Back Of Cab 2
Between Rails
Across Rails BOC
ClearFrame
Def Tank

Type

Material

Diameter



☒ Top View Right Side Available Space: 108.93 in. Current Wheelbase Space: 290
☐ Side View Left Side Available Space: 110.43 in. Required Wheelbase Space: 182

Position	Description	Price	Weight
RH Under	T470,C5, T6, T8 non-polished DPF/SCR or DNG cover	105	30
LH Under	Fuel Tank: 75 US gallon 24.5in. aluminum under	24	11
In Cab	In-cab steel battery box: under rider seat or in	1957	9
LH Def Tank	DEF tank 7.3 clear BOC (CBOC), requires LH under	95	23

Unpublished options may require review/approval.
Dimensional and performance data for unpublished options may vary from that displayed in PROSPECTOR.

Printed: 10/4/2016 10:00:04 AM
Effective Date: Jul 1, 2016
Prepared by: Administrator

Incomplete

Model Number: T880 Series Conventional
Quote/DTPO/CO: Q45968470
Version Number: 38.20

October 19, 2016



1800 N. Orange Blossom Trail
Orlando, FL 32804
407-425-3170 ext. 107
Rich Sgueglia

City of Orlando
1010 S. Westmoreland Dr.
Orlando, FL 32805
407-719-5549
Prepared for: Daryl
Greenlee

FSA16-VEH14.0
Spec # 14 - 52,000lb GVWR
Qty. (4) Cab and Chassis 4X6 Tandem

Code	Bid Specification – Options	Price	Extension
Base Specification	2016 Kenworth T880	102,475.00	409,900.00
000410/2016158	PX9-370hp 3000RDS	348.00	1,392.00
2517020	Front Axle 20,000lb. rating	6,043.00	24,172.00
3142170	Rear Axle 46,000lb. rating	2,445.00	9,780.00
3749209/383226	Rear Suspension 46,000lb. Chalmers	3,587.00	14,348.00
6141600	Double Frame: full steel insert	1,640.00	6,560.00
6405000	In cab steel battery box	1,672.00	6,688.00
Spec #51	B-15 Utilizing the Florida Sheriffs Contract	307,519.00	1,230,076.00
3511420	Driver controlled differential lock	1,619.00	6,476.00
8890135	Exterior Stainless Sun Visor	745.00	2,980.00
9206453	Cummins Warranty PX9 PP1 5yr/100,000 miles	2,116.00	8,464.00
9206181	Cummins Warranty PX9 After treatment 5yr/100,000	605.00	2,420.00
4500 5yr	Allison 5yr/unlimited mile Warranty	989.00	3,956.00
WT	Window Tint	180.00	720.00
		0.00	0.00
		0.00	0.00
Note: All Options	Include 3/4 % Florida Sheriffs Admin Fee		
Reference:	Kenworth Specs Pages: 44 – 51		
	Total Price	\$431,983.00	\$1,727,932.00



Kenworth of Central Florida K680
1800 North Orange
Blossom Trail

CITY OF ORLANDO
1010 South Westmoreland Dr.

Orlando, Florida United States 32804
Phone: (407) 425-3170
Fax:
Email:

Orlando, Florida United States 32805
Phone: (407) 719-5549
Fax:
Contact Email: daryl.greenlee@cityoforlando.net
Prepared for: DARYL GREENLEE

Vehicle Summary

	Unit	Chassis	
Model:	T880 Series Conventional	Fr Axle Load (lbs):	20000
Type:	FULL TRUCK	Rr Axle Load (lbs)	46000
Description:	4 Units	G.C.W. (lbs):	66000
	Application	Road Conditions:	
Intended Serv.:	Construction. Vehicles used in the construction	Class A (Highway)	29
Commodity:	Water	Class B (Hwy/Mtn)	70
	Body	Class C (Off-Hwy)	01
Type:	Vacuum tank	Class D (Off-Road)	00
Length (ft):	24.0	Maximum Grade:	6
Height (ft):	13.5	Wheelbase (in):	285
Max Laden Weight (lbs):	15000	Overhang (in):	84
	Trailer	Fr Axle to BOC (in):	68
No. of Trailer Axes:	0	Cab to Axle (in):	217
Type:		Cab to EOF (in):	301
Length (ft):	0.0	Overall Comb. Length (in):	418
Height (ft):	0.0		
Kingpin Inset (in):	0	Special Req.	
Corner Radius (in):	0	U.S. Domestic Registry, 50-State	
	Restrictions		
Length (ft):	120		
Width (in):	102		
Height (ft):	13.5		

Approved by: _____

Date: _____

Note: All sales are F.O.B. designated plant of manufacture.

PACCAR FINANCIAL	Ask your dealer for a quote today, or visit our website @ www.paccarfinancial.com .
	PACCAR Financial offers innovative finance, lease and insurance programs customized to meet your needs.

Unpublished options may require review/approval.
Dimensional and performance data for unpublished options may vary from that displayed in PROSPECTOR.

Printed: 10/18/2016 11:46:23 AM
Effective Date: Jul 1, 2016
Prepared by: Administrator

Complete

Model Number: T880 Series Conventional
Quote/DTPO/CO: Q14268423
Version Number: 38.20



Kenworth of Central Florida K680
1800 North Orange
Blossom Trail

CITY OF ORLANDO
1010 South Westmoreland Dr.

Orlando, Florida United States 32804
Phone: (407) 425-3170
Fax:
Email:

Orlando, Florida United States 32805
Phone: (407) 719-5549
Fax:
Contact Email: daryl.greenlee@cityoforlando.net
Prepared for: DARYL GREENLEE

Data	Code	Description	\$ List	Weight
Model				
0000810	O	T880 Series Conventional	168,240	15,236
0070060	O	T880	0	0
0072001	O	Chassis operation will include stationary application used in lower 48 states [US only]. Stationary operation is defined as running the engine under load while stationary at a substantial fraction of engine gross horsepower (60% or greater) for an extended period of time (longer than 5 - 10 minutes).	0	0
0080066	O	CARB Idle Emissions Reduction Feature. Paccar MX engines - Low NOx Idle.	100	0
0090096	O	T880 WITH PX-9	0	0
0091121	O	Water	0	0
0093130	O	Construction. Vehicles used in the construction industry, other than those listed above. Use typically involves operating on the jobsite, to pick up or deliver construction materials, or to position the vehicle for its intended use at the construction site. Includes such activities as delivery of precast concrete, concrete pumps, flatbeds or roll-offs for delivery of construction materials or equipment, etc. Typically includes some operation off of paved roads. Road usage: any combination, which includes some Class C.	0	0
0095165	O	Vacuum tank	0	0
0098025	O	U.S. Domestic Registry, 50-State	0	0

Engine & Equipment

0129570	O	PX-9 370 2013 370@2000 365@2100 1250@1400	-10,540	-985
Includes turbo exhaust brake, no code is used. Diagnostic Plug for data link, Oil Cooler, Aluminum Flywheel Housing.				
N09200	N205	120...Standard Maximum Speed Limit [LSL]		
N09220	N207	0....Expiration Distance		
N09240	P09	120...Hard Maximum Speed Limit		
N09260	P14	64...Maximum Accelerator Pedal Vehicle Speed		
N09280	P16	0....Accelerator Lower Droop		
N09300	P19	64...Maximum Cruise Speed		
N09320	C143	0....Cruise Control Lower Droop		
N09360	N203	252...Reserve Speed Function Reset Distance		
N09380	N202	0....Maximum Cycle Distance		
N09400	N206	10...Maximum Active Distance		
N09420	N201	0....Reserve Speed Limit Offset		
N09440	P11	NO...Engine Protection Shutdown		

Unpublished options may require review/approval.

Dimensional and performance data for unpublished options may vary from that displayed in PROSPECTOR.

Printed: 10/18/2016 11:46:23 AM
Effective Date: Jul 1, 2016
Prepared by: Administrator

Complete

Model Number: T880 Series Conventional
Quote/DTPO/CO: Q14268423
Version Number: 38.20



Data	Code	Description	\$ List	Weight
		N09460 P06 NO...Gear Down Protection		
		N09480 P26 1400.Max PTO Speed		
		N09500 P02 NO...Cruise Control Auto Resume		
		N09520 P04 NO...Auto Engine Brake in Cruise		
		N09540 N209 0....Expiration Distance		
		N09560 P520 YES..Enable Idle Shutdown Park Brake Set		
		N09580 P32 5....Timer Setting		
		N09600 P233 YES..Enable Impending Shutdown Warning		
		N09620 P234 60...Timer For Impending Shutdown Warning		
		N09640 P516 35...Engine Load Threshold		
		N09680 P33 NO...Idle Shutdown Manual Override		
		N09720 P230 YES..Enable Hot Ambient Automatic Override		
		N09740 P46 40...Low Ambient Temperature Threshold		
		N09760 P56 60...Intermediate Ambient Temperature Threshold		
		N09780 P47 80...High Ambient Temperature Threshold		
1000153	O	Prospector Version 38.2 Replaces version 38.1	0	0
1000684	O	Effective VSL Setting NA	0	0
1000857	O	Engine Idle Shutdown Timer Enabled	0	0
1000859	O	Enable EIST Ambient Temp Override	0	0
1000860	O	Enable EIST in PTO Mode Use only with MX and Cummins engines	0	0
1000891	O	Eff EIST NA Expiration Miles Use only with MX and Cummins engines	0	0
1002060	O	Air compressor: Cummins 18.7 CFM FOR Cummins AND PACCAR PX engines.	0	0
1051200	S	Air Cleaner: composite firewall mounted PACCAR or Cummins engines	0	0
1105230	O	Fan Hub: Horton 2-Speed for ISL9, ISL-G, PX-8 or PX-9	436	0
1123555	S	Cooling module: 1330 square inches. Includes aluminum radiator core, aluminum charge air cooler, translucent surge tank and washer bottle, silicone hoses, and extended life coolant.	0	0
1160208	O	Radiator bug screen mounted between hood & grille.	118	2
1247150	S	RH under cab DPF/SCR w/ RH SOC vertical tailpipe. For use w/ daycabs, extended daycabs, or modular sleepers. T660 requires split fender hood.	0	0
1290136	O	Tailpipe: 5 in. single 36 in. 45 degree curved.	0	0
1328130	O	PACCAR Fuel filter/water separator, WIF sensor Cummins PX-9/ISX12/ISX15. 2013+	0	0
1500029	O	Kenworth Fuel Cooler Required for Cummins engines with a single fuel tank. Required for PACCAR MX-13 engine with a single fuel tank and stationary use: High RPM, low vehicle speed, sustained for longer than 1 hour. Optional for all other applications.	219	6

Unpublished options may require review/approval.
Dimensional and performance data for unpublished options may vary from that displayed in PROSPECTOR.

Printed: 10/18/2016 11:46:23 AM
Effective Date: Jul 1, 2016
Prepared by: Administrator

Complete

Model Number: T880 Series Conventional
Quote/DTPO/CO: Q14268423
Version Number: 38.20



Data	Code	Description	\$ List	Weight
1816260	S	Alternator: PACCAR 160 amp, brush type	0	0
1821275	O	Batteries: 3 AGM GP31 THR (925) 2775 CCA. For T680 & T880 in cab battery box only.	410	0
1836100	S	Starter: PACCAR 12 volt electrical system. W/ centralized power distribution incorporating plug-in style relays. Circuit protection for serviceability, 12-volt light system w/circuit protection circuits number & color coded.	0	0
1840065	S	12V low voltage disconnect for starter battery protection.	0	0
1900082	O	Multi-function engine connector for body builder interface for Cummins.	61	0
1900976	O	Body Builder Control Harness coiled EOF for customer installed remote throttle and remote PTO controls. Harness includes Remote PTO control and Remote Throttle controls. T680/T880 models do not require 12-way engine connector sales codes. All other models require (1900082 or 1900084).	83	2
1900996	O	Jump start terminals under hood.	229	12
Transmission & Clutch				
2011205	O	Transmission: Allison 3000RDS 6-speed w/PTO drive gear, 5th Gen controls. Includes heat exchanger & oil level sensor. Rugged Duty Series for vocational applications. Transynd transmission fluid is standard on all Allison 1000, 2000, 3000 & 4000 series transmissions. Requires a push button shift control code. Oil temperature gauge is standard on class 8 models.	12,404	29
2406820	O	Driveline: 4 SPL170XL 3 centerbearing requires 3500057 interaxle driveline.	2,982	235
2410018	O	Torque converter included w/Allison Transmission.	0	0
2410073	O	Customer-installed split shaft PTO Informational only, nothing additional is provided.	0	0
2410151	O	Pushbutton control center console mounted. Class 8 with Allison Transmission.	0	0
2410204	O	Delete Allison FuelSense	0	0
2410244	O	J1939 Park Brake Auto Neutral	0	0
2429358	O	Rear transmission support springs for transmission PTO applications are required to ensure that engine flywheel housings are not overloaded when transmission PTO's are installed.	83	0
2429378	O	Customer installed transmission PTO in the LH Mounted position (8 o'clock) for Allison 3000 & 4000 transmissions.	0	0
Front Axle & Equipment				
2517020	O	Meritor MFS20 Front Axle rated 20K 3.5in. DROP. Standard Track.	2,059	150

Unpublished options may require review/approval.
Dimensional and performance data for unpublished options may vary from that displayed in PROSPECTOR.

Printed: 10/18/2016 11:46:23 AM
Effective Date: Jul 1, 2016
Prepared by: Administrator

Complete

Model Number: T880 Series Conventional
Quote/DTPO/CO: Q14268423
Version Number: 38.20



Data	Code	Description	\$ List	Weight
2621078	O	Front Brakes: 22K Bendix ES S-cam 16.5x6 in.	-376	-46
2690035	O	Front Brake Drum: 22,000 lbs. 16-1/2x6 in. Cast.	-113	104
2702020	O	Front Hubs Iron hub pilot 20,000 lbs. 10 Bolt 16.5x6in. or 7in. or air disc brakes. 10 Bolt, 11-1/4 in. bolt circle. Consider Wheelguards (5850002) with aluminum wheels.	315	80
2741970	S	ConMet PreSet Plus Hub package; front axle.	0	0
2750001	S	Hubcap: front vented.	0	0
2765001	O	Front Auto Slack Adjuster.	0	0
2790015	O	Front End Lowered: 1in.; not available W9B/L.	0	0
2866020	O	Front Springs: Taperleaf 20K w/ shock absorbers w/ maintenance-free elastomer spring pin bushings. Standard with rubber pins except for C500 which has threaded pins. W900S only. Not available on W900L. W900B use 2866021.	1,199	241
2895302	O	Dual power steering gear: 16-22K Sheppard HD94. Heavy duty. Not for use on T3.	1,161	73
2899336	O	Power Steering Cooler: Radiator Mounted Air-to-Oil 2007 and later engines only.	344	11
2900616	O	Threaded Bushings for taperleaf spring 16K, 18/20K, 22K, 40K replacing rubber.	97	0

Rear Axle & Equipment

3142160	O	Dual Meritor RT46-160 rear axle rated at 46K. Tandem rear axles.	2,787	451
3200614	O	Rear Axle Ratio - 6.14.	0	0
3334004	S	Dual Rear Brakes 16-1/2x7 in. to 46K; Bendix ES-extended service S-cam.	0	0
3392005	S	Dual Rear Brake Drums: cast.	0	0
3407050	S	Dual Rear Hubs: Aluminum hub pilot 46K 11-1/4 in. bolt circle.	0	0
3441972	S	ConMet PreSet Plus Hub package; dual rear axle.	0	0
3465002	S	Dual Rear axle automatic slack adjusters.	0	0
3485209	S	Spring Brake: 3030 high output dual.	0	0
3495226	S	Bendix 4S/4M anti-lock brake system.	0	0
3500057	O	Interaxle driveline 1 Dana SPL170XL	0	-4
3511420	O	Driver Controlled Differential Lock (Crosslock) for Meritor Axles 40K to 52K forward rear & rear rear axle. Under Speed Interlock is standard on T680.	2,435	39
3573111	O	Separate switch for dual axles: differential lock or crosslock.	115	0
3749209	O	Rear suspension: Tandem Chalmers 854-46-H 46K. 54 in. axle spacing. Unladen Height: 12.5 in. Laden Height: 10.1 in. Standard restrictor can.	4,751	110

Unpublished options may require review/approval.
Dimensional and performance data for unpublished options may vary from that displayed in PROSPECTOR.

Printed: 10/18/2016 11:46:23 AM
Effective Date: Jul 1, 2016
Prepared by: Administrator

Complete

Model Number: T880 Series Conventional
Quote/DTP0/CO: Q14268423
Version Number: 38.20



Data	Code	Description	\$ List	Weight
3832026	O	Chalmers shock absorbers. 52K and under suspension.	499	35
Tires & Wheels				
4077536	O	Front tires: Bridgestone M860A 425/65R22.5 20PR 44.9in. diameter, all position. On/Off highway. Wide-base tire. 20.76in SLR.	1,577	156
4277388	O	Rear tires: Bridgestone M843 12R22.5 16PR. 43.4 in. diameter, all position. On/off highway. 25/32 tread depth. 20.2 in. SLR. Code is priced per pair of tires.	3,048	272
4900008	O	Rear Tire Quantity: 8	0	0
5042312	O	Front wheel: Accuride 29806 22.5x12.25 steel Steel Armor[TM] powder coat, hub pilot mount. 11500lb. maximum rating. 5-hand holes.	916	102
5242367	O	Rear wheel: Accuride 29300 22.5x9 steel Steel Armor[TM] powder coat, hub pilot mount. 10000lb. maximum rating. 5-hand holes. Not air disc brake compatible. Code is priced per pair of wheels.	1,936	320
5853906	O	Powder coat white steel wheel. Use in conjunction with front, dual front, rear, spare or lift axle wheel code(s). All wheels on chassis must have same finish color.	0	0
5900008	O	Rear Wheel/Rim Quantity: 8	0	0
Frame & Equipment				
6056600	O	Frame Rails: 10-3/4 x 3-1/2 x 3/8in. Steel 337in. to 416 in. Truck frame weight is 3.48 lb.-in. per pair of rails. Section modulus is 17.80, RBM is 2,132,000 in.-lbs per rail. Frame rail availability may be restricted based upon application, axle/suspension capacity, fifth wheel setting, or component/dimensional specifications. The results of the engineering review may result in a change to the requested frame rail. If a change is required Kenworth Application Engineering will advise the dealer of the appropriate material specification for a substitute rail.	674	661
6141600	O	Full Steel Insert: for 10-5/8 in. or 10-3/4 in. Steel 337 in. to 416 in. or 2nd insert for 11-5/8 in. steel frame. Adds 1,149,000 in.-lb to main rail RBM. Truck insert weight is 2.05 lb.-in. per pair of rails. Full frame insert length is equal to wheelbase plus rear frame cutoff plus dimension forward of front axle by model: T660 and T800 = 21.26 in., C500B = bumper setting minus 0.79 in., W900B = 5.27 in., W900L = 1.50 in., W900S = 3.27 in., T440/T470 50 in. bumper setting = 21.26 in., T470 73 in. bumper setting = 72.3 in.	1,756	799
6302461	O	Bumper: Tapered chrome steel channel. Requires a bumper setting code.	465	63
6319485	O	48.5 in. Bumper setting. Requires a bumper code.	0	0
6324025	O	Front tow hook: Center mounted, cast. Requires iron front drive brackets.	240	28
6390103	S	Front mudflaps.	0	0
6391203	O	Custom Frame Layout: 3-4 chassis	375	0

Unpublished options may require review/approval.
Dimensional and performance data for unpublished options may vary from that displayed in PROSPECTOR.

Printed: 10/18/2016 11:46:23 AM
Effective Date: Jul 1, 2016
Prepared by: Administrator

Complete

Model Number: T880 Series Conventional
Quote/DTPO/CO: Q14268423
Version Number: 38.20



Data	Code	Description	\$ List	Weight
6405000	O	In-cab steel battery box: under rider seat or in stand alone box. Requires appropriate AGM battery code, which varies by model, and appropriate rider seat code be selected prior to entering the workscreen. Includes 1 battery disconnect switch.	1,967	-9
6409906	O	In-Cab battery box location: Under rider seat.	0	0
6451090	O	T470,C5, T6, T8 non-polished DPF/SCR or CNG cover diamond plate w/ step. For use w/ 2010 or later exhaust systems. For T8, use extended length non-polished battery box on opposite rail to match the length of under cab components.	105	30
6679995	O	Customer will install structural end-of-frame crossmember before vehicle is placed in service.	0	0
6710080	O	Two rams horn open rear tow hooks, not for trailer towing.	102	17
6721102	S	Rear mudflap arms: Betts B-25 standard-duty, straight. Includes B1732 mounting brackets as standard.	0	0
6722000	S	Rear mudflap shields: White plastic antisail w/ Kenworth logo.	0	0
6742009	S	Square end-of-frame w/ o crossmember;non-towing.	0	0
Fuel Tanks & Equip				
7210075	O	Fuel Tank: 75 US gallon 24.5in. aluminum under replace. Class 8 fuel tanks w/o locking caps include an anti-siphon device on the filler neck.	-24	-11
7722003	O	DEF tank 7.3 clear BOC [CBOC], requires LH under cab fuel tank. This tank has 7.3 gallons of useable volume. The tank will be located inboard of the LH under cab fuel tank. There is no frame space required to locate this tank. Not for use on sleeper chassis. Standard capacity is calculated by fuel capacity of the vehicle and will accommodate two diesel fill-ups for every DEF fill-up. For 1:1 DEF fuel fill ratio, add 7889204.	85	-23
7831042	O	Fuel Tank Steps: 6in. wide upper & lower F/1 LH under round tank 24.5in. NFPA Compliant. Includes fuel tank crossbrace.	285	8
7889203	O	Standard DEF to fuel fill ratio: 2:1 or greater.	0	0
7889245	S	Anti-siphon device swaged in place. For any number of fuel tanks.	0	0
7889604	O	DEF tank location is on the LH.	0	0
7920075	O	Location: 75 gal fuel tank LH under cab	0	0
Cab & Equipment				
8025301	S	Cab: Stamped aluminum cab with panoramic curved glass windshield. Standard with stamped aluminum doors, heavy duty in- swinging hinges, and triple sealed doors. Manufactured using self- piercing rivets and structural adhesive. Includes LED exterior marker lights and turn signals.	0	0

Unpublished options may require review/approval.
Dimensional and performance data for unpublished options may vary from that displayed in PROSPECTOR.

Printed: 10/18/2016 11:46:23 AM
Effective Date: Jul 1, 2016
Prepared by: Administrator

Complete

Model Number: T880 Series Conventional
Quote/DTPO/CO: Q14268423
Version Number: 38.20



Data	Code	Description	\$ List	Weight
8090605	S	Hood:T880 Short Length MX-Optimized W/Mechan. Fastened Fenders. 116.7 inch BBC.	0	0
8108011	S	Cab HVAC - Day Cab and 40in Sleeper System With Defrost, A/C, and 48,000 BTU/hr Heater. Includes automatic temperature control with one touch defrost operation and dash mounted cab temperature and solar intensity sensors. Pleated fresh air filter and cabin recirculation air filter standard. The Kenworth HVAC system is designed to provide optimal heating and cooling in all operating environments without need for additional insulation. Cab HVAC without sleeper heater AC is available with 40in sleeper.	0	0
8190138	O	Shutoff Valves to Isolate Primary Heater Remote mounted on frame under cab.	64	0
8201013	S	Steering wheel: 18 in. 4-spoke.	0	0
8201200	O	Adjustable telescoping tilt steering column.	0	0
8203060	O	5 sets of keys. Replaces standard 2 sets of keys.	27	0
8208495	O	Two spare switches: Wired to power.	87	0
8282007	S	Kenworth Driver Performance Center:5in Full Color high resolution Thin Film Transistor (TFT) active matrix display with advanced driver information including fuel economy performance, outside air temp, clock, odometer and trip, engine hour meter, ignition timer, engine RPM, general truck information, diagnostics, and gear display. All Highline functionality is accessed via the Kenworth MCS providing intuitive control at the driver's fingertips. Also includes Dark Cabin functionality. When activated, the only interior light that will function when a door is opened is the door courtesy lamp.	0	0
8282013	S	Kenworth instrumentation and control package with 9 standard easy-read gauges: includes speedometer, tachometer, fuel gauge, engine coolant temp, engine oil pressure, voltmeter, dual air pressure, air application pressure and DEF gauge. All accessory controls utilize electronically activated solenoids that include advanced vehicle protection interlocks.	0	0
8282108	O	Modular Dash Options: Dash storage unit with two shelves. Reduces total gauge count by 6.	45	0
8300008	S	Interior color: Slate Gray	0	0
8330102	S	Interior package: Vantage daycab Includes durable headliner and vinyl sidewalls with geometric patterned trim and anodized aluminum accents throughout. Convenient overhead storage cubbies, full size glove box, two center console cupholders, and large door pad map pocket. Standard LH/RH power windows, electric door locks, interior LED lighting, nighttime-friendly red ambient lighting for dash and footwell, and door mounted courtesy light. Includes two standard 12V power outlets. Driver sunvisor includes strap.	0	0
8390634	S	Rubber floormat	0	0

Unpublished options may require review/approval.
Dimensional and performance data for unpublished options may vary from that displayed in PROSPECTOR.

Printed: 10/18/2016 11:46:23 AM
Effective Date: Jul 1, 2016
Prepared by: Administrator

Complete

Model Number: T880 Series Conventional
Quote/DTPO/CO: Q14268423
Version Number: 38.20



Data	Code	Description	\$ List	Weight
8410200	O	DR Seat: GT701 HB with Vinyl material. The GT701 is standard with a single air bag, scissor linkage seat suspension. It includes a single chamber lumbar support, 10in Fore/Aft adjustment, 7in Up/Down adjustment, 2.5in pan extension, 51 degree seat back recline, and 16 degree full seat tilt. Includes 3-point matching seat belts. DR seat standard w/ dual armrests.	-84	0
8480110	O	RD Seat:GT100 Battery/Utility Box HB With Vinyl Material. The GT100 seats are standard with fixed base. Includes 3-point matching seat belts.	-133	9
8490187	S	Seat color: Slate Gray with Gray stitching.	0	0
8496559	O	Driver and Rider Seat Belts: Orange Seat Belts. Replacing standard color.	29	0
8601421	O	Kenworth Radio with AM/FM/WB/USB and Bluetooth	452	4
8698974	O	Base Level Audio System - Daycab:High Performance Door Speakers.	81	2
8700168	S	Non-self cancelling turn signal: W/column-mounted headlight dimmer switch & intermittent wiper control.	0	0
8800260	O	Long grabhandle RH side mounted to side-of-cab exhaust.	60	2
8800372	O	Grabhandle: LH, Exterior, Side of Cab - Ergonomic Grab Handle Mounted To The Left Hand Exterior Of The Cab For Entry and Exit.	137	3
8800402	S	Dual Cab Interior Grabhandles: A Pillar Mounted Dash Wrap and B Pillar Mounted Grabhandles	0	0
8832113	S	Kenworth Daylite Door with standard LH/RH electric door locks and LH/RH electric window controls.	0	0
8841618	O	Dual rectangular air horn 23 in. LH & RH top of roof. Includes air horn covers.	225	4
8850139	S	Look-Down, Pass. Door, Black 11x6	0	0
8850812	O	LH Hood Mtd Blind Spt, Chrome Circ	136	4
8850813	O	RH Hood Mtd Blind Spt, Chrome Circ	145	4
8865002	S	Aero Mirror: Dual Kenworth Aerodynamic Motorized heated mirrors, 7in X 13in with cab color mirror shell and black mirror arms. Also includes LH/RH heated 6in X 7in convex mirrors. Mirror brackets set for 8-1/2 ft load width. Mirror controls located on driver side door pad.	0	0
8871446	S	Rear cab stationary window 19in x 36in	0	0
8890038	O	3.5in x 11.5in Plastic Records Holder:Mounted On Rear Cab Panel. Not available With Sleeper Or 2 Person Bench Seat.	58	0
8890101	S	One-piece bonded-in windshield with curved glass. Standard.	0	0
8890135	O	Exterior stainless steel sunvisor.	877	19
8890300	O	Fender close-out: Below headlamp, behind bumper. *NOT available with 3-piece bumper.	201	0

Unpublished options may require review/approval.

Dimensional and performance data for unpublished options may vary from that displayed in PROSPECTOR.

Printed: 10/18/2016 11:46:23 AM
Effective Date: Jul 1, 2016
Prepared by: Administrator

Complete

Model Number: T880 Series Conventional
Quote/DTPO/CO: Q14268423
Version Number: 38.20



Data	Code	Description	\$ List	Weight
8890348	O	Wheelwell Fender Extension: 4.5 inches	287	0
8890876	S	Kenworth Cab/Sleeper Air Suspension.	0	0

Lights & Instruments

9010553	S	Headlamps: SAE Dual Halogen Complex Reflector	0	0
9022137	S	Marker Lights: Five, rectangular, LED	0	0
9030016	S	Turn Signal Lights: Flush mounted LED mounted at top of fender wheel arc	0	0
9030052	S	LED Stop,Turn,Tail: With Two LED Backup Lights and With An LED License Plate.	0	0
9090039	S	Marker Lights: Interrupter Switch. Included in Turn Signal For All Models Except T3. The T3 Switch Is In The Dash.	0	0
9090126	O	Electric Backup Alarm: Meets SAE J994 & OSHA requirements.	162	4
9090849	O	Polyswitches replacing fuses. Switch will automatically reset after removal of excess load.	34	0

Air Equipment

9101210	S	Air Dryer: Bendix AD-IS heated.	0	0
9108001	S	Moisture ejection valve w/ pull cable drain.	0	0
9140020	S	Nylon air tubing in frame & cab, excluding hoses subject to excessive heat or flexing.	0	0
9140249	O	Locate air dryer under RH rail BOC. This code requires the use of a custom frame layout code.	0	0
9140286	O	Air tanks: clear of left side of transmission area. This code requires the use of a custom frame layout code.	0	0

Extended Warranty

9200021	S	Standard Warranty.	0	0
---------	---	--------------------	---	---

Miscellaneous

9400071	O	Specify Ship Destination by Narrative. N94000 HI-VAC CORPORATION N94010 117 INDUSTRY ROAD N94020 MARIETTA, OHIO 45750 N94030 800-752-2400 ATTN KENT PARKS	0	0
9409852	O	GHG Secondary Manufacturer: Does Not Apply	0	0
9490003	O	Additional lead time required for off highway & /or specialty component truck.	0	0
9490206	O	Warning triangle reflector kit: Shipped loose. Kit consists of 3 triangles in plastic carrying case. Not floor mounted.	46	4
9490417	O	One 5 lb. dry chemical type fire extinguisher mounted inboard of driver seat. Class ABC.	136	11

Unpublished options may require review/approval.

Dimensional and performance data for unpublished options may vary from that displayed in PROSPECTOR.

Printed: 10/18/2016 11:46:23 AM
Effective Date: Jul 1, 2016
Prepared by: Administrator

Complete

Model Number: T880 Series Conventional
Quote/DTPO/CO: Q14268423
Version Number: 38.20



Data	Code	Description	\$ List	Weight
Paint				
9700000	O	Paint color number. N97020 A - L0006 WHITE N97200 FRAME N0001 BLACK	0	0
9943004	O	Bumper Unpainted	0	0
9943050	O	Day Cab Standard Paint	0	0
9944820	O	1 - Color Paint - Day Cab Color will be White if no other color is specified.	0	0
9965510	S	Base coat/clear coat. The Kenworth Color Selector contains additional instructions, as well as information on Kenworth paint guidelines and surface finish applications. Kenworth is standard with Dupont Imron Elite paint.	0	0

Total Adjusted Price (W/O Freight & Warranty & Surcharges)	\$206,677
Freight Charge	\$2,225
Options Not Subject to Discount	\$0
Surcharges Not subject to Discount	\$0
Total Weight	18264 lb

Prices and Specifications Subject to Change Without Notice.

Unpublished options may require review/approval.
Dimensional and performance data for unpublished options may vary from that displayed in PROSPECTOR.

Printed:	10/18/2016 11:46:23 AM	Complete	Model Number:	T880 Series Conventional
Effective Date:	Jul 1, 2016		Quote/DTPO/CO:	Q14268423
Prepared by:	Administrator		Version Number:	38.20



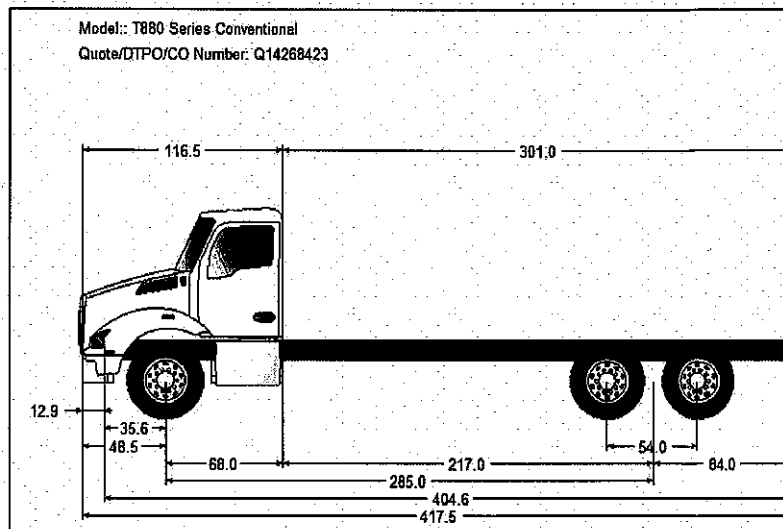
Kenworth of Central Florida K680
1800 North Orange
Blossom Trail

CITY OF ORLANDO
1010 South Westmoreland Dr.

Orlando, Florida United States 32804
Phone: (407) 425-3170
Fax:
Email:

Orlando, Florida United States 32805
Phone: (407) 719-5549
Fax:
Contact Email: daryl.greenlee@cityoforlando.net
Prepared for: DARYL GREENLEE

Horizontal Dimensions



Unpublished options may require review/approval.
Dimensional and performance data for unpublished options may vary from that displayed in PROSPECTOR.

Printed: 10/18/2016 11:49:09 AM
Effective Date: Jul 1, 2016
Prepared by: Administrator

Complete

Model Number: T880 Series Conventional
Quote/DTPO/CO: Q14268423
Version Number: 38.20



Kenworth of Central Florida K680
1800 North Orange
Blossom Trail

CITY OF ORLANDO
1010 South Westmoreland Dr.

Orlando, Florida United States 32804
Phone: (407) 425-3170
Fax:
Email:

Orlando, Florida United States 32805
Phone: (407) 719-5549
Fax:
Contact Email: daryl.greenlee@cityoforlando.net
Prepared for: DARYL GREENLEE

Fuel Tanks

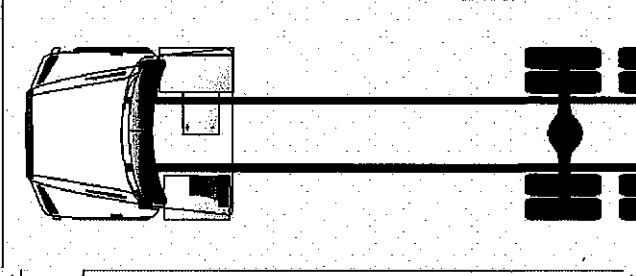
☒ Summary
☐ Right ☐ Left

Location
Under Cab
Back Of Cab 1
Back Of Cab 2
Between Rails
Across Rails BOC
ClearFrame
Def Tank

Type

Material

Diameter



☒ Top View Right Side Available Space: 165.60 in. Current Wheelbase Space: 285
☐ Side View Left Side Available Space: 167.10 in. Required Wheelbase Space: 120

Position	Description	Price	Weight
RH Under	T470, L5, T6, T8 non-polished DPF/SCR or CNG cover	105	30
LH Under	Fuel Tank: 75 US gallon 24.5in. aluminum under	24	11
In Cab	In-cab steel battery box: under rider seat or in	1957	9
LH Def Tank	DEF tank 7.3 clear BOC (CBOC), requires LH under	65	23

Unpublished options may require review/approval.
Dimensional and performance data for unpublished options may vary from that displayed in PROSPECTOR.

Printed: 10/18/2016 11:49:58 AM
Effective Date: Jul 1, 2016
Prepared by: Administrator

Incomplete

Model Number: T880 Series Conventional
Quote/DTPO/CO: Q14968440
Version Number: 38.20



2141 W. Church St ~ Orlando, FL 32805 ~ (407) 841-7867 / fax 407 648-2096

Date: 04-October-2016

To: Mr. Rich Sgueglia
KWCF
City of Orlando

Re: Spec #51, Florida Sheriff's Contract FSA16 VEH14.0 for City of Orlando

Rich

Thank you for the chance to work with you on your equipment needs. The following is a List of options discussed with Wastewater for a new B-15, utilizing the Florida Sheriff's Contract FSA16 VEH14.0, Specification #51:

B-10	Base price B-10 with Roots 824 Blower	\$ 189,125.00
B-15	B-15 Body upgrade	\$ 34,365.00
A380533-RJ	25 Foot Extendable Boom B Series	\$ 7,090.00
130652	Side Hand Gun connection	\$ 306.00
176100	10' x 1" Black Leader Hose	\$ 265.00
21704-4	Boom Up Warning Light & Alarm	\$ 466.00
121707	Low Water Warning System, Light & Alarm	\$ 569.00
LED000	All Lighting to be LED	\$ 120.00
A180555-S	60"W x 24"D x 24"H Aluminum Tool Box w/Shelf	\$ 1,648.00
A180549-2	72"W x 15"D x 36"H behind Cab Tool Box w/Shelf	\$ 2,509.00
A000364-1	Side Mount Tube Racks (2 @ 746.00 ea)	\$ 1,492.00
A243768-3	Fill Pipe Assembly w/ Strainer	\$ 209.00
A249000	Dual Fill System	\$ 430.00
A130592-50	High Pressure Hand Gun Kit w/ 50' x ½" Hose, (no reel)	\$ 1,554.00
TBD	5' Extension for High Pressure Hand Gun (5 @ 100.00 ea)	\$ 500.00
A130641-2	15 Yard Internal Tank Flusher	\$ 2,591.00
A338837	Dual Floor Flusher	\$ 2,746.00
A382413-5	Splash Shield, ½ Rear Door (3 O'Clock-9 O'Clock w/Splash Plate	\$ 1,295.00
GLAVWPADS	Hot-Dipped Galvanized Water Suction & Air Duct (inc w/Body Dip)	\$ 1,554.00
A2443924-1	Access Steps - Tank Top	\$ 399.00
A384092-2	Water Tank Signage Kit (Orlando to supply Artwork)	\$ 1,814.00
A245901-4	Debris Tank Vibrator	\$ 3,886.00
A338664-7	IntelACount Digital Hose Counter	\$ 4,922.00
A215523	80 GPM @ 2500 PSI Water System (inc 400' x 1,300 PSI Sewer Hose on Reel)	\$ 5,287.00
A215555-22	Unloader Valve - Rear Reel	\$ 5,440.00
A249936-PAT	Lateral Cleaning Kit w/ Hydraulic Power Reel w/200' x ½" Hose	\$ 5,889.00
A130572-4	½" Low Pressure Hose Reel - 10' Capacity Spring Retracted(No Hose)	\$ 2,591.00
A387194	Degreaser System	\$ 3,653.00
A175252-3-C	Sewer Hose 1" x 600', Cobra 3000 PSI	\$ 979.00

A131629	1/2" x 50' Hose Assembly w/Fittings	\$	477.00
A381239	PTO Hour Meter	\$	233.00
A387082	Wireless Remote (16 Function)	\$	5,130.00
A120705	12 Volt Electrical Outlet	\$	78.00
A249206-2	Body Back-Up Power System 12V (In case of Hydraulic Failure)	\$	2,140.00
A255017	Water Pump On/Off Switch at Dump Station Control Panel	\$	368.00
A382557-6	Provision Split Screen System, Manhole & Back Up	\$	2,384.00
A110452-1	6-Way Boom Control Joy Stick	\$	1,813.00
A388569	Light Kit (2 Strobes-Body(1 ea Top Rear Corner)< 2 Strobes Mirror Mounted(1 each Side), 4 Clear LED Flood (1 each Top Rear Corners, 1 on Swing Arm, 1 at Curb Side Dump Station), 2 Boom Mounted Floods, 1 Rear LED Arrow Board, 1 20' LED Corded Hand Held Light)	\$	4,500.00
A388571	Body Strobe Kit (Strobe Lights in Front Grill, Linear Strobes, Strobe Lights in Rear Bumper, Mirror Strobes	\$	4,700.00
A383964	Extension Tube 8" x 6' Ball & Socket (4 ea @ 439.00)	\$	1,756.00
A150481	Extension Tube 6" x 6' Ball & Socket (4 ea @ 449.00)	\$	1,796.00
A150461	Extension Tube 6" x 3' Ball & Socket	\$	504.00
A150181	Aluminum Intake Tube 6" x 6' Ball & Socket	\$	355.00
A240805	6" x 3' Fluidizer Nozzle Ball & Socket	\$	441.00
A384071	8" x 6' Fluidizer Nozzle Ball & Socket	\$	404.00
A238083	Manhole Tube Support 8" Tubes	\$	324.00
A176150	25' Fill Hose (2 @ \$156.00)	\$	312.00
A220330	Hydrant Wrench	\$	45.00
ES-KIT	Safety Kit (5 lb Fire Extinguisher-Triangle Kit-First Aid Kit)	\$	344.00
TBD	Traffic Cone Holder under Splash Shield (2 @ 264.00)	\$	528.00
A338734-4	Three Long Handled Tool Holder (2 @ 750.00)	\$	1,500.00
TBD	6" Tube Rack Mounted on Top of Behind Cab Toolbox	\$	1,000.00
AUTOLUBE	Lubecore Autolube System	\$	6,280.00
ENZ	ENZ Nozzle Kit	\$	9,618.00
NPN	Manhole Ring	\$	295.00


Unit Price \$ 331,019.00

4 Units @ \$ 325,044.00 \$1,324,075.00

Multiple Truck Discount (\$ 48,000.00)

Trade-In of (2) Aquatech Units @ \$23,000.00 ea (\$ 46,000.00)

Delivered Price \$ 1,230,076.00


Kevin Fender
VP


Pat's Pump & Blower
Phone: 407-841-7867
Fax: 407-648-2096
Email: KFender@PatsPump.com

SALES * SERVICE * INSTALLATION

Corporate Office: 2141 West Church Street, Orlando, FL 32805 *
Phone: 407-841-7867 * Toll Free: 800-359-7867 * Fax: 407-648-2096

www.patspump.com * E-Mail: patspump@aol.com

November 14, 2016



1800 N. Orange Blossom Trail
Orlando, FL 32804
407-425-3170 ext. 107
Rich Sgueglia

City of Orlando
1010 S. Westmoreland Dr.
Orlando, FL 32805
407-719-5549
Prepared for: Daryl
Greenlee

FSA16-VEH14.0
Spec # 14 - 52,000lb GVWR
Qty. (1) Cab and Chassis 4X6 Tandem

Code	Bid Specification – Options	Price	Extension
Base Specification	2016 Kenworth T880	102,475.00	102,475.00
0125833	Engine Upgrade-specify ISX12L-425hp 1,650ft/lb	4,054.00	4,054.00
BUC	Back Up Camera – Wireless	1,219.00	1,219.00
64K/GVW	64,000lb. GVWR package	10,965.00	10,965.00
2016158	Allison 4500RDS Auto Transmission	15,848.00	15,848.00
6141600	Double Frame: full steel insert	1,640.00	1,640.00
		0.00	0.00
FA00086270	Body: Maverick incl. Options	22,330.00	22,330.00
3511420	Driver controlled differential lock	1,619.00	1,619.00
8890135	Exterior Stainless Sun Visor	745.00	745.00
9206453	Cummins Warranty ISX PP15yr/200,000 miles	1,516.00	1,516.00
9206181	Cummins Warranty ISX After treatment 5yr/200,000	705.00	705.00
4500 5yr	Allison 5yr/unlimited mile Warranty	1,106.00	1,106.00
WT	Window Tint	180.00	180.00
AUTLUB	Autolube by Lubecore	5,213.00	5,213.00
STOBOX	Storage Box	806.00	806.00
Note: All Options	Include 3/4 % Florida Sheriffs Admin Fee		
Reference:	Kenworth Specs Pages: 44 – 51		
	Total Price	\$170,421.00	\$170,421.00



TRUCK BODIES & EQUIPMENT INTERNATIONAL, Inc.
Ox Bodies | Crysteel | DuraClass | Rugby | J-Craft | Hardee

Quote Response Form

Page 1 of 3

11/07/2016 10:32 AM

TBEI - Ox Bodies
719 Columbus Street East
PO Box 886
Fayette AL 35555
USA
800-844-2519

End User: City of Orlando
Customer: 11092

Rich Squeglia
KENWORTH OF CENTRAL FLORIDA
1800 N. ORANGE BLOSSOM TRAIL
ORLANDO FL 32804
USA

Taken By: Kevin Griggs

Phone: 407-425-3170

Fax: 407-843-4029

Estimate	Terms	Quote Date	Expiration Date	Salesperson	Customer	Currency
FA00086270	Net 30 Days	11/7/2016	12/7/2016	VANDYKE, RAY		USD
UM	Quantity	Item	Description	Unit Price	Extended Price	
EA	1.00	1912883	MV851300-15YD-56/54/60SL6-HL-I	18,192.00	18,192.00	



TRUCK BODIES & EQUIPMENT INTERNATIONAL, Inc.
Ox Bodies | Crysteel | DuraClass | Rugby | J-Craft | Hardee

Quote Response Form

Page 2 of 3

11/07/2016 10:32 AM

Yardage 14/14

Body Style: MAVERICK
Body ID: 85
Body Length: 13'
Hoist Model: 63108
Frame Style: TUBE w/X-MEM 12 C/L
Front Style: STRAIGHT
Rear Style: 6 SLANT
Front Exhaust Notch: NO
Front Height: 56
Side Height Front: 54
Side Height Rear: 54
Rear Height: 60
Side Material: PLATE-1/4-AR450
Front Material: PLATE-1/4-AR450
Tailgate Material: PLATE-1/4-AR450
Floor Material: PLATE-1/4-AR450
Skirt Material: NA
Cabshield Style: STANDARD
Cabshield Projection: 24
Cabshield Width: 85
Tarp Style: MOUNTAIN
Tailgate Type: HI-LIFT
Coal Chutes: 0
Tailgate Bracing Style: 2 HORIZONTALS
Horizontal Side Brace: NO
Side Top Rail Style: 4x4x.120 (Standard)
Lineposts: YES
Dump Apron: HEAVY DUTY
Dump Apron Size: 12
Side Light Cutouts: LOWER FRONT/ OVAL CENTER
Metro Light Quantity: 1
Dirt Shedding Angle: NO
Board Holder Height: 6
Paint: CUSTOM BLUE 24160***PAINT BOARDS

MID OVAL TURN BEHIND TARP PIVOT

Truck: KW

Truck: Installed

Side Boards: BOARD KIT WOOD 6" - UP TO 17" - NOT SLOPED SIDES
Hydraulic Tank: HYD TANK PYRAMID FLAT BOTTOM STD PHINST
Rear Hinge: ASSEMBLY HINGE REAR REM LARGE(STD) PHINS
Hoist - STD FRAMES W/ TUBING RUNNERS: 1811159 - 63108 HYVA
Cab Controls: Auto Trans: CTRL KIT ES PTO/AS FEATHER PUMP PHINS
Cab Controls: Manual Trans: N/A
Pump - Auto Trans: PUMP KIT AS/AUTO G102-D1-2.0(073)C/W ROT
Pump - Manual Trans: NONE
PTO - Auto Transmission: PTO KIT ELEC AT CS24-A1006-H3KX PHINST
PTO - Manual Transmission: NONE
Mud Flaps - Maverick / Chisholm: MUD FLAP KIT 30" W/GRVL GUARD MAV PHINST
Backup Alarm: STD BACK-UP ALARM KIT PHINST
Front Harness Options: LTS KIT-C/S-2 C/M-PHINST
Side Harness Options: LTS KIT-LWR FRT C/M-10-14/ MID TURN
Rear Harness Options: LTS KIT-1SET MET-PHINST
Truck Plug Options: KENWORTH PIGTAIL
Air Tailgate Kit: TAILGATE KIT AIR PHINST
Body Prop: BODY PROP PHINST KIT <=16FT
Chrome Turnout: Cabshield Installed - Chrome Turnout
Hi-Lift Tailgate Kit: HI-LIFT TAILGATE KIT PHINST
Vibrator Kits: NONE
Cab Height: Other Cab Height (Specify on Order)



TRUCK BODIES & EQUIPMENT INTERNATIONAL, Inc.
Ox Bodies | Crysteel | DuraClass | Rugby | J-Craft | Hardee

Quote Response Form

Page 3 of 3

11/07/2016 10:32 AM

TBEI - Ox Bodies
719 Columbus Street East
PO Box 886
Fayette AL 35555
USA
800-844-2519

End User: City of Orlando
Customer: 11092

Rich Squeglia
KENWORTH OF CENTRAL FLORIDA
1800 N. ORANGE BLOSSOM TRAIL
ORLANDO FL 32804
USA

Taken By: Kevin Griggs

Phone: 407-425-3170

Fax: 407-843-4029

Estimate	Terms	Quote Date	Expiration Date	Salesperson	Customer	Currency
FA00086270	Net 30 Days	11/7/2016	12/7/2016	VAN DYKE, RAY		USD

UM	Quantity	Item	Description	Unit Price	Extended Price
EA	1.00	1249365	TARP ELEC MT MESH N/FL AL 10-16 INST	1,236.00	1,236.00
EA	1.00	1757567	HITCH 22" 25TON W/GLADS 7-PIN INSTALL	1,136.00	1,136.00

setup like pic*****

**By signing below I acknowledge that I have reviewed the specs above and confirmed they are correct. I understand that once my order is placed and sent into production that I will not be able to make changes to the order. I assume full ownership of the body once production begins.

X _____

VIN _____ TRANS _____

ETA _____ DUMP BODY COLOR _____

Gross Sales:	20,564.00
Order Disc	0.00
Sale Amount:	20,564.00
Freight:	1,600.00
Sales Tax:	0.00
FET Charges:	0.00
Total Amount:	22,164.00

KENWORTH

Kenworth of Central Florida K680
1800 North Orange
Blossom Trail

CITY OF ORLANDO
1010 South Westmoreland Dr.

Orlando, Florida United States 32804
Phone: (407) 425-3170
Fax:
Email:


Orlando, Florida United States 32805
Phone: (407) 719-5549
Fax:
Contact Email: daryl.greenlee@cityoforlando.net
Prepared for: DARYL GREENLEE

Vehicle Summary

Unit		Chassis	
Model:	T880 Series Conventional	Fr Axle Load (lbs):	20000
Type:	FULL TRUCK	Rr Axle Load (lbs):	46000
Description:	Tandem Dumps	G.C.W. (lbs):	70000
Application		Road Conditions:	
Intended Serv.:	Construction. Vehicles used in the construction	Class A (Highway)	14
Commodity:	Gravel/crushed rock/sand	Class B (Hwy/Mtn)	85
Body		Class C (Off-Hwy)	01
Type:	End dump	Class D (Off-Road)	00
Length (ft):	16.0	Maximum Grade:	6
Height (ft):	13.5	Wheelbase (in):	170
Max Laden Weight (lbs):	6000	Overhang (in):	68
Trailer		Fr Axle to BOC (in):	68
No. of Trailer Axles:	0	Cab to Axle (in):	102
Type:		Cab to EOF (in):	170
Length (ft):	0.0	Overall Comb. Length (in):	286
Height (ft):	0.0	Special Req.	
Kingpin Inset (in):	0	U.S. Domestic Registry, 50-State	
Corner Radius (in):	0		
Restrictions			
Length (ft):	120		
Width (in):	102		
Height (ft):	13.5		

Approved by: _____ **Date:** _____

Note: All sales are F.O.B. designated plant of manufacture.

	Ask your dealer for a quote today, or visit our website @ www.paccarfinancial.com .
	PACCAR Financial offers innovative finance, lease and insurance programs
	customized to meet your needs.

Unpublished options may require review/approval.
 Dimensional and performance data for unpublished options may vary from that displayed in PROSPECTOR.

Printed:	11/8/2016 3:30:41 PM	Complete	Model Number:	T880 Series Conventional
Effective Date:	Jul 1, 2016		Quote/DTPO/CO:	Q12968408
Prepared by:	Administrator		Version Number:	38.20

Kenworth of Central Florida K680
1800 North Orange
Blossom Trail

CITY OF ORLANDO
1010 South Westmoreland Dr.

Orlando, Florida United States 32804
Phone: (407) 425-3170
Fax:
Email:

Orlando, Florida United States 32805
Phone: (407) 719-5549
Fax:
Contact Email: daryl.greenlee@cityoforlando.net
Prepared for: DARYL GREENLEE

Data	Code	Description	\$ List	Weight
Model				
0000810	O	T880 Series Conventional	168,240	15,236
0070060	O	T880	0	0
0072000	O	Chassis operation will not include a stationary application. Stationary operation is defined as running the engine under load while stationary at a substantial fraction of engine gross horsepower (60% or greater) for an extended period of time (longer than 5 - 10 minutes).	0	0
0080055	O	CARB Idle Emissions Reduction Feature. Cummins engines.	100	0
0090000	O	Non-Sleeper w/rear axle capacity less than 59K.	0	0
0091042	O	Gravel/crushed rock/sand	0	0
0093130	O	Construction. Vehicles used in the construction industry, other than those listed above. Use typically involves operating on the jobsite, to pick up or deliver construction materials, or to position the vehicle for its intended use at the construction site. Includes such activities as delivery of precast concrete, concrete pumbers, flatbeds or roll-offs for delivery of construction materials or equipment, etc. Typically includes some operation off of paved roads. Road usage: any combination, which includes some Class C.	0	0
0095010	O	End dump	0	0
0098025	O	U.S. Domestic Registry, 50-State	0	0

Engine & Equipment

0125833	O	ISX12 425V 2013 425@1800 398@2100 1650@1100, w/Engine Retarder. Diagnostic Plug for data link, Oil Cooler, Aluminum Flywheel Housing. Replaces code 0125828. N09200 N205 120..Standard Maximum Speed Limit [LSL] N09220 N207 0....Expiration Distance N09240 P13 120..Hard Maximum Speed Limit N09260 P14 64...Maximum Accelerator Pedal Vehicle Speed N09280 P16 0....Accelerator Lower Droop N09300 P19 64...Maximum Cruise Speed N09320 P38 0....Cruise Control Lower Droop N09360 N203 252..Reserve Speed Function Reset Distance N09380 N202 0....Maximum Cycle Distance N09400 N206 10...Maximum Active Distance N09420 N201 0....Reserve Speed Limit Offset N09440 P11 NO...Engine Protection Shutdown N09460 P06 YES..Gear Down Protection N09480 P26 1400.Max PTO Speed N09500 P02 NO...Cruise Control Auto Resume N09520 P04 NO...Auto Engine Brake in Cruise N09540 N209 0....Expiration Distance N09560 P520 YES..Enable Idle Shutdown Park Brake Set N09580 P32 5....Timer Setting N09600 P233 YES..Enable Impending Shutdown Warning N09620 P234 60...Timer For Impending Shutdown Warning N09640 P516 35...Engine Load Threshold N09680 P33 NO...Idle Shutdown Manual Overrule N09720 P230 YES..Enable Hot Ambient Automatic Overrule	4,518	10
---------	---	--	-------	----

N09740 P46 40...Low Ambient Temperature Threshold
N09760 P56 60...Intermediate Ambient Temperature Threshold
N09780 P47 80...High Ambient Temperature Threshold

1000153	O	Prospector Version 38.2 Replaces version 38.1	0	0
1000684	O	Effective VSL Setting NA	0	0
1000857	O	Engine Idle Shutdown Timer Enabled	0	0
1000859	O	Enable EIST Ambient Temp Override	0	0
1000860	O	Enable EIST in PTO Mode Use only with MX and Cummins engines	0	0
1000891	O	Eff EIST NA Expiration Miles Use only with MX and Cummins engines	0	0
1002060	O	Air compressor: Cummins 18.7 CFM FOR Cummins AND PACCAR PX engines.	0	0
1051200	S	Air Cleaner: composite firewall mounted PACCAR or Cummins engines	0	0
1105240	O	Fan Hub: Horton 2-Speed for ISX12	338	0
1123555	S	Cooling module: 1330 square inches. Includes aluminum radiator core, aluminum charge air cooler, translucent surge tank and washer bottle, silicone hoses, and extended life coolant.	0	0
1160208	O	Radiator bug screen mounted between hood & grille.	118	2
1247150	S	RH under cab DPF/SCR w/ RH SOC vertical tailpipe. For use w/ daycabs, extended daycabs, or modular sleepers. T660 requires split fender hood.	0	0
1290130	O	Tailpipe: 5 in. single 30 in. 45 degree curved.	-24	-1
1291944	O	Single Lower Chrome Exhaust Elbow	263	0
1328130	O	PACCAR Fuel filter/water separator, WIF sensor Cummins PX-9/ISX12/ISX15, 2013+	0	0
1500029	O	Kenworth Fuel Cooler Required for Cummins engines with a single fuel tank. Required for PACCAR MX-13 engine with a single fuel tank and stationary use: High RPM, low vehicle speed, sustained for longer than 1 hour. Optional for all other applications.	219	6
1700117	O	Retarder: Cummins ISX12 *Replics 1700119 Use code 1700123 for ISX12 G	0	40
1816260	S	Alternator: PACCAR 160 amp, brush type	0	0
1821275	O	Batteries: 3 AGM GP31 THR (925) 2775 CCA. For T680 & T880 in cab battery box only.	410	0
1836100	S	Starter: PACCAR 12 volt electrical system. W/ centralized power distribution incorporating plug-in style relays. Circuit protection for serviceability, 12-volt light system w/circuit protection circuits number & color coded.	0	0
1840065	S	12V low voltage disconnect for starter battery protection.	0	0
1900996	O	Jump start terminals under hood.	229	12

Transmission & Clutch

2016158	O	Transmission: Allison 4500RDS 6-speed w/o retarder, w/PTO provision. 5th generation. For vocational applications. Includes shift control, transmission oil temperature gauge, oil level sensor & heat exchanger. Transynd transmission fluid is standard on all Allison 1000, 2000, 3000 & 4000 series transmissions.	27,188	385
2405405	O	Driveline: 2 Dana 1810 heavy-duty 1 centerbearing *Hvy duty is 1810 series.	681	99
2410018	O	Torque converter included w/Allison Transmission.	0	0
2410151	O	Pushbutton control center console mounted. Class 8 with Allison Transmission.	0	0
2410203	O	Allison FuelSense Base: Includes EcoCal, 5th Gen Controls, and Dynamic Shift Sensing	0	0
2410244	O	J1939 Park Brake Auto Neutral	0	0
2429378	O	Customer installed transmission PTO in the LH	0	0

Mounted position (8 o'clock) for Allison 3000 & 4000 transmissions.

Front Axle & Equipment

2517020	O	Meritor MFS20 Front Axle rated 20K 3.5in. DROP. Standard Track.	2,059	150
2621078	O	Front Brakes: 22K Bendix ES S-cam 16.5x6 in.	-376	-46
2690035	O	Front Brake Drum: 22,000 lbs. 16-1/2x6 in. Cast.	-113	104
2702020	O	Front Hubs Iron hub pilot 20,000 lbs. 10 Bolt 16.5x6in. or 7in. or air disc brakes. 10 Bolt, 11-1/4 in. bolt circle. Consider Wheelguards (5850002) with aluminum wheels.	315	80
2741970	S	ConMet PreSet Plus Hub package; front axle.	0	0
2750001	S	Hubcap: front vented.	0	0
2765001	O	Front Auto Slack Adjuster.	0	0
2790015	O	Front End Lowered: 1in.; not available W9B/L.	0	0
2866020	O	Front Springs: Taperleaf 20K w/ shock absorbers w/ maintenance-free elastomer spring pin bushings. Standard with rubber pins except for C500 which has threaded pins. W900S only. Not available on W900L. W900B use 2866021.	1,199	241
2895302	O	Dual power steering gear: 16-22K Sheppard HD94. Heavy duty. Not for use on T3.	1,161	73
2899336	O	Power Steering Cooler: Radiator Mounted Air-to-Oil 2007 and later engines only.	344	11
2900616	O	Threaded Bushings for taperleaf spring 16K, 18/20K, 22K, 40K replacing rubber.	97	0

Rear Axle & Equipment

3142170	O	Dual Rear Axle 46,000 lbs. Meritor RT46-164EH Heavy wall housing	3,517	528
3200538	O	Rear Axle Ratio - 5.38.	0	0
3334004	S	Dual Rear Brakes 16-1/2x7 in. to 46K; Bendix ES-extended service S-cam.	0	0
3392005	S	Dual Rear Brake Drums: cast.	0	0
3407050	S	Dual Rear Hubs: Aluminum hub pilot 46K 11-1/4 in. bolt circle.	0	0
3441972	S	ConMet PreSet Plus Hub package; dual rear axle.	0	0
3465002	S	Dual Rear axle automatic slack adjusters.	0	0
3485209	S	Spring Brake: 3030 high output dual.	0	0
3495226	S	Bendix 4S/4M anti-lock brake system.	0	0
3500006	O	Inverted chambers for 16-1/2 x 7 in. brakes; Replaces standard mount w/ higher mount.	8	0
3500037	O	Interaxle driveline:1 Dana 1710 Series	0	0
3511420	O	Driver Controlled Differential Lock (Crosslock) for Meritor Axles 40K to 52K forward rear & rear rear axle. Under Speed Interlock is standard on T680.	2,435	39
3573111	O	Separate switch for dual axles: differential lock or crosslock.	115	0
3749209	O	Rear suspension: Tandem Chalmers 854-46-H 46K. 54 in. axle spacing. Unladen Height: 12.5 in. Laden Height: 10.1 in. Standard restrictor can.	4,751	110
3832026	O	Chalmers shock absorbers. 52K and under suspension.	499	35

Tires & Wheels

4077536	O	Front tires: Bridgestone M860A 425/65R22.5 20PR 44.9in. diameter, all position. On/Off highway. Wide-base tire. 20.76in SLR.	1,577	156
4277535	O	Rear tires: Bridgestone M860A 315/80R22.5 20PR. 42.8 in. diameter, all position. 19.9 in. SLR.	3,492	376
4900008	O	Rear Tire Quantity: 8	0	0
5045216	O	Front wheel: Alcoa 82362 22.5x12.25 aluminum, with Lvl One [TM] finish, hub pilot mount. 11400lb. maximum rating. Super single. Standard track axles may be over 102 in. w/425 tires. Air disc brake compatible.	737	-10

5242367	O	Rear wheel: Accuride 29300 22.5x9 steel Steel Armor(TM) powder coat, hub pilot mount. 10000lb. maximum rating. 5-hand holes. Not air disc brake compatible. Code is priced per pair of wheels.	1,936	320
5853906	O	Powder coat white steel wheel. Use in conjunction with front, dual front, rear, spare or lift axle wheel code(s). All wheels on chassis must have same finish color.	0	0
5900008	O	Rear Wheel/Rim Quantity: 8	0	0
Frame & Equipment				
6056200	O	Frame Rails: 10-3/4 x 3-1/2 x 3/8in. Steel to 284 in. Truck frame weight is 3.48 lb.-in. per pair of rails. Section modulus is 17.80, RBM is 2,132,000 in.-lbs per rail. Frame rail availability may be restricted based upon application, axle/suspension capacity, fifth wheel setting, or component/dimensional specifications. The results of the engineering review may result in a change to the requested frame rail. If a change is required Kenworth Application Engineering will advise the dealer of the appropriate material specification for a substitute rail.	193	205
6141200	O	Full Steel Insert: for 10-5/8 in. or 10-3/4 in. Steel to 284 in. or 2nd insert for 11-5/8 in. steel frame. Adds 1,149,000 lb.-in. to main rail RBM. Truck insert weight is 2.05 lb.-in. per pair of rails. Full frame insert length is equal to wheelbase plus rear frame cutoff plus dimension forward of front axle by model: T660 and T800 = 21.26 in., C500B = bumper setting minus 0.79 in., W900B = 5.27 in., W900L = 1.50 in., W900S = 3.27 in., T440/T470 50 in. bumper setting = 21.26 in., T470 73 in. bumper setting = 72.3 in.	1,387	531
6302461	O	Bumper: Tapered chrome steel channel. Requires a bumper setting code.	465	63
6319485	O	48.5 in. Bumper setting. Requires a bumper code.	0	0
6324025	O	Front tow hook: Center mounted, cast. Requires iron front drive brackets.	240	28
6390103	S	Front mudflaps.	0	0
6391203	O	Custom Frame Layout: 3-4 chassis	375	0
6397001	O	Huck bolts throughout frame, where possible.	275	0
6405000	O	In-cab steel battery box: under rider seat or in stand alone box. Requires appropriate AGM battery code, which varies by model, and appropriate rider seat code be selected prior to entering the workscreen. Includes 1 battery disconnect switch.	1,967	-9
6409906	O	In-Cab battery box location: Under rider seat.	0	0
6451090	O	T470,C5, T6, T8 non-polished DPF/SCR or CNG cover diamond plate w/ step. For use w/ 2010 or later exhaust systems. For T8, use extended length non-polished battery box on opposite rail to match the length of under cab components.	105	30
6491011	O	One clear frame space area without custom frame layout. Use with first clear frame space area code or customer-installed APU code when not using a custom frame layout code.	301	0
6497106	O	First - RH outside and RH below rail only. Clear frame space area. Does not include fasteners or piping. Requires a supplemental length and location code. Sales tool graphics do not depict interference between requested location and other frame-mounted components. The actual chassis layout will be determined at time of engineering.	0	0
6497332	O	First - 32 in. clear frame space length. The impact to other frame-mounted components will be determined at time of engineering.	0	0
6498000	O	First clear space starting 0 in. behind cab measured from rear cab face, regardless of sleeper presence	0	0
6710080	O	Two rams horn open rear tow hooks, not for trailer towing.	102	17
6721102	S	Rear mudflap arms: Betts B-25 standard-duty, straight. Includes B1732 mounting brackets as standard.	0	0
6722094	O	Rear mudflap shields: Black rubber anti-sail w/o logo. 28 in. x 30 in., 25 in. thickness.	34	9
6742009	S	Square end-of-frame w/ o crossmember;non-towing.	0	0

Fuel Tanks & Equip

7210110	O	Fuel Tank: 110 US gallon 24.5in. aluminum under replace. Class 8 fuel tanks w/o locking caps include an anti-siphon device on the filler neck.	41	2
7722011	O	Small round DEF tank. 11 gallons of useable volume. The DEF tank will be located on the side you specified. If you have specific configuration or body builder concerns, please utilize the Custom Frame Layout option. Standard capacity is calculated by fuel capacity of the vehicle and will accommodate two diesel fill-ups for every DEF fill-up. For 1:1 DEF fuel fill ratio, add 7889204.	0	0
7831042	O	Fuel Tank Steps: 6in. wide upper & lower F/1 LH under round tank 24.5in. NFPA Compliant. Includes fuel tank crossbrace.	285	8
7840038	O	Polished cover for 1 DEF tank any size.	315	3
7880009	O	Mechanical anti-roll channel for one tank.	40	6
7889203	O	Standard DEF to fuel fill ratio: 2:1 or greater.	0	0
7889245	S	Anti-siphon device swaged in place. For any number of fuel tanks.	0	0
7889604	O	DEF tank location is on the LH.	0	0
7920110	O	Location: 110 gal fuel tank LH under cab	0	0

Cab & Equipment

8025301	S	Cab: Stamped aluminum cab with panoramic curved glass windshield. Standard with stamped aluminum doors, heavy duty in-swinging hinges, and triple sealed doors. Manufactured using self-piercing rivets and structural adhesive. Includes LED exterior marker lights and turn signals.	0	0
8090605	S	Hood:T880 Short Length MX-Optimized W/Mechan. Fastened Fenders. 116.7 inch BBC.	0	0
8108011	S	Cab HVAC - Day Cab and 40in Sleeper System With Defrost, A/C, and 48,000 BTU/hr Heater. Includes automatic temperature control with one touch defrost operation and dash mounted cab temperature and solar intensity sensors. Pleated fresh air filter and cabin recirculation air filter standard. The Kenworth HVAC system is designed to provide optimal heating and cooling in all operating environments without need for additional insulation. Cab HVAC without sleeper heater AC is available with 40in sleeper.	0	0
8201013	S	Steering wheel: 18 in. 4-spoke.	0	0
8201200	O	Adjustable telescoping tilt steering column.	0	0
8203056	O	All chassis on this order keyed alike. Includes ignition, cab doors & if applicable, sleeper tool box door.	111	0
8203060	O	5 sets of keys. Replaces standard 2 sets of keys.	27	0
8205015	O	Hand valve on steering column to actuate rear service brake. Not self-returning to off position.	360	6
8205069	O	Dash Controls:Tailgate or Dump Gate, Includes Piping and Telltale	190	1
8208495	O	Two spare switches: Wired to power.	87	0
8221137	O	Gauge: Trailer air application gauge.	54	0
8282007	S	Kenworth Driver Performance Center:5in Full Color high resolution Thin Film Transistor (TFT) active matrix display with advanced driver information including fuel economy performance, outside air temp, clock, odometer and trip, engine hour meter, ignition timer, engine RPM, general truck information, diagnostics, and gear display. All Highline functionality is accessed via the Kenworth MCS providing intuitive control at the driver's fingertips. Also includes Dark Cabin functionality. When activated, the only interior light that will function when a door is opened is the door courtesy lamp.	0	0
8282013	S	Kenworth instrumentation and control package with 9 standard easy-read gauges: includes speedometer, tachometer, fuel gauge, engine coolant temp, engine oil pressure, voltmeter, dual air pressure, air application pressure and DEF gauge. All accessory controls utilize electronically activated solenoids that include advanced vehicle protection interlocks.	0	0
8282108	O	Modular Dash Options: Dash storage unit with two shelves. Reduces total gauge count by 6.	45	0

8300008	S	Interior color: Slate Gray	0	0
8330102	S	Interior package: Vantage daycab Includes durable headliner and vinyl sidewalls with geometric patterned trim and anodized aluminum accents throughout. Convenient overhead storage cubbies, full size glove box, two center console cupholders, and large door pad map pocket. Standard LH/RH power windows, electric door locks, interior LED lighting, nighttime-friendly red ambient lighting for dash and footwell, and door mounted courtesy light. Includes two standard 12V power outlets. Driver sunvisor includes strap.	0	0
8390634	S	Rubber floormat	0	0
8410200	O	DR Seat: GT701 HB with Vinyl material. The GT701 is standard with a single air bag, scissor linkage seat suspension. It includes a single chamber lumbar support, 10in Fore/Aft adjustment, 7in Up/Down adjustment, 2.5in pan extension, 51 degree seat back recline, and 16 degree full seat tilt. Includes 3-point matching seat belts. DR seat standard w/ dual armrests.	-84	0
8480110	O	RD Seat:GT100 Battery/Utility Box HB With Vinyl Material. The GT100 seats are standard with fixed base. Includes 3-point matching seat belts.	-133	9
8490187	S	Seat color: Slate Gray with Gray stitching.	0	0
8496559	O	Driver and Rider Seat Belts: Orange Seat Belts. Replacing standard color.	29	0
8497005	O	Air line fitting: At driver seat. Customer-installed air chuck.	56	4
8601421	O	Kenworth Radio with AM/FM/WB/USB and Bluetooth	452	4
8698974	O	Base Level Audio System - Daycab:High Performance Door Speakers.	81	2
8700168	S	Non-self cancelling turn signal: W/column-mounted headlight dimmer switch & intermittent wiper control.	0	0
8700663	O	Kenworth TruckTech+ The Kenworth Remote Diagnostics system provides the Worlds Best reporting of engine and aftertreatment fault codes, as well as enhanced support for the truck owner through rapid communication of fault severity and recommended actions. This option is Standard on all Kenworths with an MX engine.	0	0
8800260	O	Long grabhandle RH side mounted to side-of-cab exhaust.	60	2
8800372	O	Grabhandle: LH, Exterior, Side of Cab - Ergonomic Grab Handle Mounted To The Left Hand Exterior Of The Cab For Entry and Exit.	137	3
8800402	S	Dual Cab Interior Grabhandles: A Pillar Mounted Dash Wrap and B Pillar Mounted Grabhandles	0	0
8832113	S	Kenworth Daylite Door with standard LH/RH electric door locks and LH/RH electric window controls.	0	0
8841618	O	Dual rectangular air horn 23 in. LH & RH top of roof. Includes air horn covers.	225	4
8850139	S	Look-Down, Pass. Door, Black 11x6	0	0
8865002	S	Aero Mirror: Dual Kenworth Aerodynamic Motorized heated mirrors, 7in X 13in with cab color mirror shell and black mirror arms. Also includes LH/RH heated 6in X 7in convex mirrors. Mirror brackets set for 8-1/2 ft load width. Mirror controls located on driver side door pad.	0	0
8871446	S	Rear cab stationary window 19in x 36in	0	0
8890101	S	One-piece bonded-in windshield with curved glass. Standard.	0	0
8890135	O	Exterior stainless steel sunvisor.	877	19
8890300	O	Fender close-out: Below headlamp, behind bumper. *NOT available with 3-piece bumper.	201	0
8890348	O	Wheelwell Fender Extension: 4.5 inches	287	0
8890876	S	Kenworth Cab/Sleeper Air Suspension.	0	0

Lights & Instruments

9010553	S	Headlamps: SAE Dual Halogen Complex Reflector	0	0
9022137	S	Marker Lights: Five, rectangular, LED	0	0

9030016	S	Turn Signal Lights: Flush mounted LED mounted at top of fender wheel arc	0	0
9030052	S	LED Stop, Turn, Tail: With Two LED Backup Lights and With An LED License Plate.	0	0
9060011	O	Halogen Spotlight: LH mounted.	172	4
9090000	O	Daytime Running Lamps.	180	0
9090039	S	Marker Lights: Interrupter Switch. Included in Turn Signal For All Models Except T3. The T3 Switch Is In The Dash.	0	0
9090126	O	Electric Backup Alarm: Meets SAE J994 & OSHA requirements.	162	4
9090849	O	Polyswitches replacing fuses. Switch will automatically reset after removal of excess load.	34	0

Air Equipment

9101230	O	Air Dryer: Bendix AD-IS Extended Purge heated.	175	4
9108001	S	Moisture ejection valve w/ pull cable drain.	0	0
9110020	O	Full truck kit: Gladhands mounted at end-of-frame. Seven-way female receptacle mounted at end-of-frame in taillamp bracket. Kit includes dash mounted trailer air supply valve, trailer hand control valve, and hoses/fittings for the valves. Dash mounted parking brake valve, tractor protection valve, and spring brake inversion/relay valves are standard.	914	15
9140020	S	Nylon air tubing in frame & cab, excluding hoses subject to excessive heat or flexing.	0	0
9140286	O	Air tanks: clear of left side of transmission area. This code requires the use of a custom frame layout code.	0	0
9140328	O	Trailer ABS electric supply through SAE J560 7-pin connector per TMC RP137).	0	0

Extended Warranty

9200021	S	Standard Warranty.	0	0
9206182	O	Cummins EW: Aftertreatment, use w/ Protection Plan 1, 2013 ISX12/15 - 5 Years / 200,000 miles (321,869 km), all HP. Each code registered between 366 and 546 days after the vehicle's in-service date will be subject to a \$400 late fee. Coverage cannot be added after 200,000 miles or 545 days past the in-service date.	700	0
9206454	O	Cummins EW: Protection Plan 1, 2013 ISX12/15 - 5 Years / 200,000 miles (321,869 km), up to 475HP. Each code registered between 366 and 546 days after the vehicle's in-service date will be subject to a \$400 late fee. Coverage cannot be added after 200,000 miles or 545 days past the in-service date.	1,505	0

Miscellaneous

9400071	O	Specify Ship Destination by Narrative. N94000 Ship To: TBEI-Ox Bodies N94010 719 Columbus Street East N94020 Fayette, AL 35555 N94030 800-844-2519	0	0
9409852	O	GHG Secondary Manufacturer: Does Not Apply	0	0
9490003	O	Additional lead time required for off highway & /or specialty component truck.	0	0
9490206	O	Warning triangle reflector kit: Shipped loose. Kit consists of 3 triangles in plastic carrying case. Not floor mounted.	46	4

Paint

9700000	O	Paint color number. N97020 A - L0006 WHITE N97200 FRAME N0001 BLACK	0	0
9943004	O	Bumper Unpainted	0	0
9943050	O	Day Cab Standard Paint	0	0
9944820	O	1 - Color Paint - Day Cab Color will be White if no other color is specified.	0	0
9965510	S	Base coat/clear coat.	0	0

The Kenworth Color Selector contains additional instructions, as well as information on Kenworth paint guidelines and surface finish applications. Kenworth is standard with Dupont Imron Elite paint.

Total Adjusted Price (W/O Freight & Warranty & Surcharges)	\$236,903
Freight Charge	\$2,225
Options Not Subject to Discount	\$2,205
Surcharges Not subject to Discount	\$0
Total Weight	18934 lb

Prices and Specifications Subject to Change Without Notice.

Unpublished options may require review/approval.
Dimensional and performance data for unpublished options may vary from that displayed in PROSPECTOR.

Printed:	11/8/2016 3:30:41 PM	Complete	Model Number:	T880 Series Conventional
Effective Date:	Jul 1, 2016		Quote/DTPO/CO:	Q12968408
Prepared by:	Administrator		Version Number:	38.20



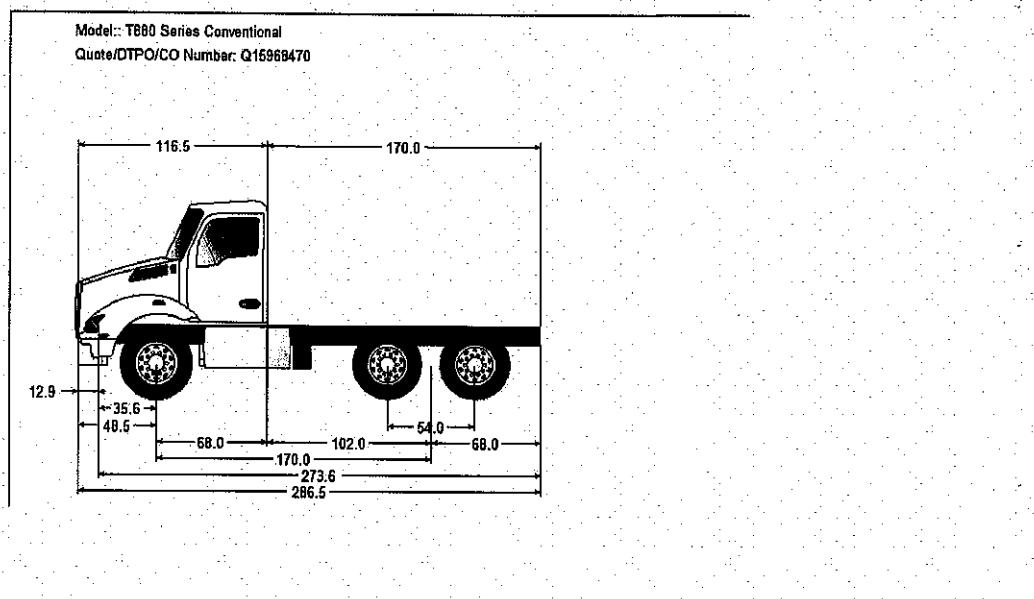
Kenworth of Central Florida K680
1800 North Orange
Blossom Trail

CITY OF ORLANDO
1010 South Westmoreland Dr.

Orlando, Florida United States 32804
Phone: (407) 425-3170
Fax:
Email:

Orlando, Florida United States 32805
Phone: (407) 719-5549
Fax:
Contact Email: daryl.greenlee@cityoforlando.net
Prepared for: DARYL GREENLEE

Horizontal Dimensions



Unpublished options may require review/approval.
Dimensional and performance data for unpublished options may vary from that displayed in PROSPECTOR.

Printed: 11/8/2016 4:00:10 PM
Effective Date: Jul 1, 2016
Prepared by: Administrator

Complete

Model Number: T880 Series Conventional
Quote/DTPO/CO: Q15968470
Version Number: 38.20



Kenworth of Central Florida K680
1800 North Orange
Blossom Trail

CITY OF ORLANDO
1010 South Westmoreland Dr.

Orlando, Florida United States 32804
Phone: (407) 425-3170
Fax:
Email:

Orlando, Florida United States 32805
Phone: (407) 719-5549
Fax:
Contact Email: daryl.greenlee@cityoforlando.net
Prepared for: DARYL GREENLEE

Fuel Tanks

Summary

Right Left

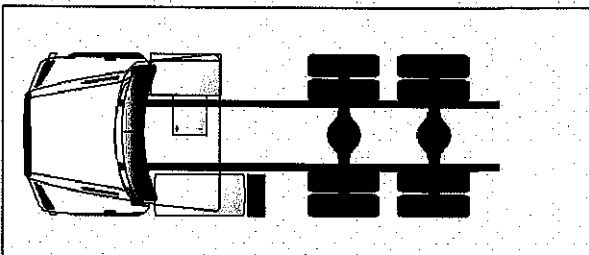
Location

Under Cab
Back Of Cab 1
Back Of Cab 2
Between Rails
Across Rails BOC
ClearFrame
Def Tank

Type

Material

Diameter



Top View Right Side Available Space: 60.60 in. Current Wheelbase Space: 170
Side View Left Side Available Space: 23.20 in. Required Wheelbase Space: 147

Position	Description	Price	Weight
RH Under	1470, C5, T6, T8 non-polished DPF/SCR or CNG cover	105	30
LH Under	Fuel Tank: 110 US gallon 24.5in. aluminum under	41	2
In Cab	In-cab steel battery box: under rider seat or in	1967	-9
LH Def Tank	Small round DEF tank: 11 gallons of	0	0

Unpublished options may require review/approval.
Dimensional and performance data for unpublished options may vary from that displayed in PROSPECTOR.

Printed: 11/8/2016 3:58:53 PM
Effective Date: Jul 1, 2016
Prepared by: Administrator

Incomplete

Model Number: T880 Series Conventional
Quote/DTPO/CO: Q25868472
Version Number: 38.20