

January 28, 2016



1800 N. Orange Blossom Trail
Orlando, FL 32804
407-425-3170 ext. 107
Rich Sgueglia

City of Orlando
1010 S. Westmoreland Dr.
Orlando, FL 32805
407-719-5549
Prepared for: Daryl
Greenlee

Florida Sheriffs Bid 15-13-0904
Spec # 12 - 30,000lb GVWR Cab and
Chassis Kenworth T370

Code	Bid Specification – Options	Price	Extension
Base Specification	2016 Kenworth T370	67,715.00	67,715.00
0410/128920	CNG-T440 Model with ISL-G 320hp-3000RDS s/axle	38,566.00	38,566.00
0128901	Down Grade to: ISL-G 300 2010 300@2100 860@1300	-1,100.00	-1,100.00
3531000	Driver controlled differential lock	886.00	886.00
82012000	Telescopic and tilt steering wheel	387.00	387.00
6141650	Double Frame	1,605.00	1,605.00
8480060	2 man passenger bench seat	401.00	401.00
8850817	Dual Convex 8in Fender Mounted Mirrors	174.00	174.00
240680/232	33,000 GVWR 156" CA	2,658.00	2,658.00
BP100115	Heil Power Track 1000 / 20 Yard includes 60DGE rail mount CNG system (dual 30 DGE tanks)	116,870.00	116,870.00
3000/3500 5Yr	Warranty Allison Std. 3yr+2 yrs Extended for Refuse Applications	906.00	906.00
214095	Diesel Warranty Cummins CNG Engine WTY:ISL -G 5yr/150K PP1	3,426.00	3,426.00
TELMA	Telma Driveline Retarder	11,540.00	11,540.00
Note: All Options	Include 3/4 % Florida Sheriffs Admin Fee		
Reference:	Kenworth Specs Pages: 39 – 47		
	Total Price	\$244,034.00	\$244,034.00

Kenworth of Central Florida K680
1800 North Orange Blossom Trail

CITY OF ORLANDO
1010 South Westmoreland Drive

Orlando, Florida United States 32804
Phone:
Fax:
Email:

Orlando, Florida United States 32805
Phone: (407) 719-5549
Fax: (407) 246-3725
Contact Email: daryl.greenlee@cityoforlando.net
Prepared for: Daryl C Greenlee


Vehicle Summary

Unit		Chassis	
Model:	T400 Series Conventional.	Fr Axle Load (lbs):	12000
Type:	FULL TRUCK	Rr Axle Load (lbs)	26000
Description:	20 Yd CNG	G.C.W. (lbs):	38000
	Application	Road Conditions:	
Intended Serv.:	Refuse packer. Vehicles which pick up refuse or	Class A (Highway)	15
Commodity:	Refuse/recycled material	Class B (Hwy/Mtn)	85
	Body	Class C (Off-Hwy)	00
Type:	Refuse loader/packer	Class D (Off-Road)	00
Length (ft):	16.0	Maximum Grade:	6
Height (ft):	13.5	Wheelbase (in):	207
Max Laden Weight (lbs):	4000	Overhang (in):	40
	Trailer	Fr Axle to BOC (in):	67
No. of Trailer Axles:	0	Cab to Axle (in):	140
Type:		Cab to EOF (in):	180
Length (ft):	0.0	Overall Comb. Length (in):	297
Height (ft):	0.0		
Kingpin Inset (in):	0	Special Req.	
Comer Radius (in):	0	U.S. Domestic Registry, 50-State	
	Restrictions		
Length (ft):	120		
Width (in):	102		
Height (ft):	13.5		

Approved by: _____

Date: _____

Note: All sales are F.O.B. designated plant of manufacture.

	<p>Ask your dealer for a quote today, or visit our website @ www.paccarfinancial.com.</p> <p>PACCAR Financial offers innovative finance, lease and insurance programs customized to meet your needs.</p>
---	---

Printed: 10/14/2015 5:24:18 PM
 Effective Date: Jul 1, 2015
 Prepared by: Administrator

Incomplete

Model Number: T400 Series Conventional.
 Quote/DTPO/CO: Q12068080
 Version Number: 36.20

KENWORTH

Kenworth of Central Florida K680 CITY OF ORLANDO
1800 North Orange Blossom Trail 1010 South Westmoreland Drive

Orlando, Florida United States 32804 Orlando, Florida United States 32805
Phone: Phone: (407) 719-5549
Fax: Fax: (407) 246-3725
Email: Contact Email: daryl.greenlee@cityoforlando.net
Prepared for: Daryl C Greenlee

Data	Code	Description	\$ List	Weight
Model				
0000410	O	T400 Series Conventional.	112,550	11,600
0070052	O	T440 4x2 Med Duty with Cummins ISL-G Engine	0	0
0072000	O	Chassis operation will not include a stationary application. Stationary operation is defined as running the engine under load while stationary at a substantial fraction of engine gross horsepower (60% or greater) for an extended period of time (longer than 5 - 10 minutes).	0	0
0080085	O	CARB Idle - Alternative fuel exempt from CARB anti-idle.	0	0
0090065	O	T440 4x2 Med Duty with Cummins ISL-G Engine	0	0
0091260	O	Refuse/recycled material	0	0
0093095	O	Refuse packer. Vehicles which pick up refuse or recycled material from curbside containers in residential areas. Operation typically includes very frequent stops & starts. Unloading can be at transfer station or at landfill. Road usage: some Class B required, with maximum of 5% Class D.	0	0
0095070	O	Refuse loader/packer	0	0
0098025	O	U.S. Domestic Registry, 50-State	0	0

Engine & Equipment

0128901	O	ISL-G 300 2010 300@2100 860@1300	27,180	165
		Natural gas engine. Includes a fuel filter as standard, no code is required.		
		N09200 N205 120..Standard Maximum Speed Limit [LSL]		
		N09220 N207 0....Expiration Distance		
		N09240 P13 120..Hard Maximum Speed Limit		
		N09260 P14 65...Maximum Accelerator Pedal Vehicle Speed		
		N09280 P16 0....Accelerator Lower Droop		
		N09300 P19 65...Maximum Cruise Speed		
		N09320 P38 0....Cruise Control Lower Droop		
		N09360 N203 252..Reserve Speed Function Reset Distance		
		N09380 N202 0....Maximum Cycle Distance		
		N09400 N206 0....Maximum Active Distance		
		N09420 N201 0....Reserve Speed Limit Offset		
		N09440 P11 No...Engine Protection Shutdown		
		N09460 P06 No...Gear Down Protection		
		N09480 P26 1400.Max PTO Speed		
		N09500 P02 No...Cruise Control Auto Resume		
		N09520 P04 No...Auto Engine Brake in Cruise		
		N09540 N209 0....Expiration Distance		
		N09560 P520 Yes..Enable Idle Shutdown Park Brake Set		
		N09580 P32 5....Timer Setting		

N09600 P233 Yes..Enable Impending Shutdown Warning
 N09620 P234 60...Timer For Impending Shutdown Warning
 N09640 P516 35...Engine Load Threshold
 N09680 P33 No...Idle Shutdown Manual Override
 N09720 P230 Yes..Enable Hot Ambient Automatic Override
 N09740 P46 40...Low Ambient Temperature Threshold
 N09760 P56 60...Intermediate Ambient Temperature Threshold
 N09780 P47 80...High Ambient Temperature Threshold

1000154	O	Prospector version 36.1 Supersedes previous version 36.02	0	0
1000684	O	Effective VSL Setting NA	0	0
1000857	O	Engine Idle Shutdown Timer Enabled	0	0
1000859	O	Enable EIST Ambient Temp Override	0	0
1000860	O	Enable EIST in PTO Mode Use only with MX and Cummins engines	0	0
1000891	O	Eff EIST NA Expiration Miles Use only with MX and Cummins engines	0	0
1002065	O	Air compressor: Cummins 30.4 CFM ISL, PX-8, PX-9 replacing 18.7.	1,786	30
1051092	S	Engine mount Powercore air cleaner. w/constant torque SS clamps, pop-up air restriction indicator. Pop-up indicator is standard.	0	0
1105230	O	Fan Hub: Horton 2-Speed for ISL9, ISL-G, PX-8 or PX-9	382	0
1122505	S	Cooling module: 1300 square inches On-off fan hub, nylon fan blade, translucent top tank, aluminum core, air-to-air heat exchanger/aftercooler, high performance fan ring shroud, silicone coolant hoses w/ constant torque clamps, long life antifreeze. Drain valve is not available w/Allison transmissions.	0	0
1160205	O	Bug screen: Front of grille on C500, T800, T880, and W900. Behind grille on T660, T680, and T300 (Medium Duty).	164	2
1247016	O	Exhaust: single horizontal catalyst CNG single horizontal tailpipe.	0	0
1323059	O	Rail mounted Natural Gas fuel filter For spark ignited ISL9G and ISX12G engines	0	0
1504002	O	Immersion block heater 120V 1000W w/plug under door on C500, T660, T800 & W900.	110	0
1816200	O	Alternator: Bosch 200 amp, brush type	134	0
1821215	O	Batteries: 4 PACCAR GP31 threaded post (700) 2800 CCA dual purpose.	326	114
1836100	S	Starter: PACCAR 12 volt electrical system. W/ centralized power distribution incorporating plug-in style relays. Circuit protection for serviceability, 12-volt light system w/circuit protection circuits number & color coded.	0	0
1840005	O	Battery disconnect switches 2, mounted on battery box.	352	0
1900082	O	Multi-function engine connector for body builder Interface for Cummins.	52	0
1900976	O	Body Builder Control Harness coiled EOF for customer installed remote throttle and remote PTO controls. Harness includes Remote PTO control and Remote Throttle controls. T680/T880 models do not require 12-way engine connector sales codes. All other models require (1900082 or 1900084).	71	2

Transmission & Clutch

2011232	O	Transmission: Allison 3500RDS 6-speed w/PTO drive gear. 5th Gen Controls. Limited to 860 lb.-ft. Includes heat exchanger & oil level sensor. Rugged Duty Series for vocational applications. Transynd transmission fluid is standard on all Allison 1000, 2000, 3000 & 4000 series transmissions.	13,565	291
---------	---	---	--------	-----

2403410	O	Driveline: 3 medium-duty 2 centerbearing. *Med duty is 1760 series.	1,518	169
2410018	O	Torque converter Included w/Allison Transmission.	0	0
2410151	O	Pushbutton control center console mounted. Class 8 with Allison Transmission.	0	0
2410203	O	Allison FuelSense Base: Includes EcoCal, 5th Gen Controls, and Dynamic Shift Sensing	0	0
2410244	O	J1939 Park Brake Auto Neutral	0	0
2429100	O	Chassis will be fitted w/LH transmission PTO. (PREVENTS ECU F/INTERFERING W/PTO ONLY)	0	0

Front Axle & Equipment

2512010	S	MERITOR MFS12E 12.5K 3.5In. drop standard track	0	0
2607001	S	Front Brakes: 14.6K Bendix air disc brakes lube free.	0	0
2690024	S	Splined rotor for front air disc brakes for use with aluminum hubs.	0	0
2707050	S	Front Hub: 14,600 lbs. aluminum hub pilot 10-bolt, 11-1/4 in. bolt circle .	0	0
2741970	S	ConMet PreSet Plus Hub package; front axle.	0	0
2750001	S	Hubcap: front vented.	0	0
2769000	S	Slack Adjusters included w/ front axle or brake.	0	0
2863012	S	Front Springs: Taperleaf 12K w/ shock absorbers w/ maintenance-free elastomer spring pin bushings. Standard with rubber pins except for C500 which has threaded pins. Not available on W900L.	0	0
2895121	S	Single power steering gear: 13.2K Sheppard M100P.	0	0

Rear Axle & Equipment

3062186	U	Single Meritor RS26-185 rear axle rated at 26K.	3,042	255
3200614	O	Rear Axle Ratio - 6.14.	0	0
3330004	S	Single Rear Brakes 16-1/2x7 in. Bendix ES-extended service S-cam.	0	0
3392001	O	Single rear heavy duty Brake Drums: cast. Use HD Gunite Drum when single axle with GAWR over 23,000 lbs is selected.	88	0
3403220	O	Single Rear Hubs: Iron hub pilot 11-1/4 in. bolt circle.	-8	52
3441971	S	ConMet PreSet Plus Hub package; single rear axle.	0	0
3465001	S	Single Rear axle automatic slack adjusters.	0	0
3485009	S	Spring Brake: 3030 high output single.	0	0
3495226	S	Bendix 4S/4M anti-lock brake system.	0	0
3531001	O	Wheel Differential Lock for Dana Spicer Axles S21-170, S21-190, S23-170, S23-190, S26-190 & S30-190; adds D to the end of the axle part number.	1,107	28
3646416	O	Rear suspension: single Reyco 79KB 26K. Steel crossmembers, gussets & multileaf spring w/helper. Unladen Height: 10.8 in. Laden Height: 8.1 in. Not available with shocks or swaybars.	449	120

Tires & Wheels

4038653	O	Front tires: Goodyear G661 HSA 11R22.5 16PR. 41.8 in. diameter, all position. 19.5 in. SLR.	107	24
4238810	O	Rear tires: 2 Goodyear G751 MSA 12R22.5 16PR 42.0in. diameter. Steer/all position on/off highway tire. 20.3 SLR.	1,026	144
4900004	O	Rear Tire Quantity: 4	0	0
5042285	O	Front wheel: Accuride 50344 22.5x8.25 steel Steel Armor(TM) powder coat, hub pilot mount.heavy-duty 5 hand-hole hub pilot mount.	93	20

5242285	O	Rear wheel: Accuride 50344 22.5x8.25 steel Steel Armor(TM) powder coat, hub pilot mount. Heavy-duty 5 hand-hole hub pilot mount. Code is priced per pair of wheels.	186	40
5853906	O	Powder coat white steel wheel. Use in conjunction with front, dual front, rear, spare or lift axle wheel code(s). All wheels on chassis must have same finish color.	0	0
5900004	O	Rear Wheel/Rim Quantity: 4	0	0
Frame & Equipment				
6054400	O	Frame Rails: 10-5/8 x 3-1/2 x 5/16 in. Steel to 285 in. to 336 in. Truck frame weight is 2.91 lb.-in. per pair of rails. Section modulus is 14.80, RBM is 1,776,000 in.-lbs per rail. Frame rail availability may be restricted based upon application, axle/suspension capacity, fifth wheel setting, or component/dimensional specifications. The results of the engineering review may result in a change to the requested frame rail. If a change is required Kenworth Application Engineering will advise the dealer of the appropriate material specification for a substitute rail.	173	85
6141200	O	Full Steel Insert: for 10-5/8 in. or 10-3/4 in. Steel to 284 in. or 2nd insert for 11-5/8 in. steel frame. Adds 1,149,000 lb.-in. to main rail RBM. Truck insert weight is 2.05 lb.-in. per pair of rails. Full frame insert length is equal to wheelbase plus rear frame cutoff plus dimension forward of front axle by model: T660 and T800 = 21.26 in., C500B = bumper setting minus 0.79 in., W900B = 5.27 in., W900L = 1.50 in., W900S = 3.27 in., T440/T470 50 in. bumper setting = 21.26 in., T470 73 in. bumper setting = 72.3 in.	1,390	549
6302460	S	Bumper: Tapered painted steel channel. Requires a bumper setting code.	0	0
6319050	S	50 in. Bumper setting. Requires a bumper code.	0	0
6321005	O	Removable Front Tow Hooks: 2.	266	15
6390103	S	Front mudflaps.	0	0
6390304	S	Brackets, Front Drive: Aluminum up to 15,999 lbs.	0	0
6391201	O	Custom Frame Layout: one chassis	1,200	0
6405048	S	Battery box module: Short length aluminum parallel under cab, aluminum diamond plate cover w/ step. Up to 2 air tanks may mount to bottom of box. Batteries will be oriented perpendicular on rail.	0	0
6409901	O	Battery box location: LH Side.	0	0
6475349	O	Short length steel toolbox module: Under cab, step, w/o hinged cover, w/o lock. Up to 2 air tanks may be located on the bottom. hinged cover, w/o lock. Up to 2 air tanks may be mounted to bottom of box.	642	147
6479902	O	Toolbox location: RH side.	0	0
6721102	S	Rear mudflap arms: Betts B-25 standard-duty, straight. Includes B1732 mounting brackets as standard.	0	0
6722000	S	Rear mudflap shields: White plastic antisall w/ Kenworth logo.	0	0
6742009	S	Square end-of-frame w/ o crossmember; non-towing.	0	0
Fuel Tanks & Equip				
7210000	O	Delete base model gallon aluminum fuel tank. Hardware & plumbing deleted.	-1,188	-81
7884054	O	CNG/LNG Frame Rail Mounted Tank Only.	0	0
7940000	O	Delete Standard Fuel Tank Location for use with CNG fuel system only	0	0
Cab & Equipment				
8024310	S	Cab: Curved Glass Conventional. Cab includes aluminum & fiberglass fully hucked cab w/ all aluminum bulkhead doors & continuous stainless steel plano-style door hinges.	0	0

Single electric horn standard. Incandescent exterior lights include diagnosable bulb detection and warning. Traller cable on tractors includes integrity detection. Standard features include multiplex wiring for interior lights, automated pre-trip inspection, short and open check diagnostics. Warning alarm will sound when lights are left on.

8090450	S	Hood: Sloped Aerodynamic T440 Hood. Includes hood and mounted grille, split fenders w/ mudflaps, & separate bumper.	0	0
8108010	S	Cab heater: W/integral defrosters & A/C 45,000 btu cab heater. No sleeper heater/AC. Includes 5 mode rotary control. T660 include filter media.	0	0
8201013	S	Steering wheel: 18 in. 4-spoke.	0	0
8201200	O	Adjustable telescoping tilt steering column.	352	10
8208495	O	Two spare switches: Wired to power.	75	0
8220106	O	Gauge: Dash mounted air filter restriction gauge.	117	0
8222708	O	Delete fuel & DEF tank gauges replace w/plugs. Only for CNG engine only.	-54	0
8225626	O	Gauge: Axle oil temperature gauge. Single drive axle or forward rear axle w/integral warning light.	125	0
8282004	S	KW Driver Information Center: Includes fuel economy, RPM display, trip information, truck information, diagnostics, gear display, alarm clock.	0	0
8282009	S	Instrument package: Includes speedometer, tachometer, fuel gauge, engine coolant temperature gauge, engine oil pressure, voltmeter. Class 8 also includes primary & secondary air reservoir gauges & an air application gauge. DEF level gauge and warning lamp are included with 2010+ engines. Engine hour meter and outside air temperature readouts are standard. Primary read out will be MPH. Add 8240620 to switch primary scale to KPH in Canada.	0	0
8282107	S	Large flat panel on dash For customer-installed controls. Reduces gauge count by 6.	0	0
8331140	S	Cab Interior: Summit. T440/T470 Only. Includes smooth upholstered side & back panels w/stitched accent lines, upholstered door pads, full vinyl headliner, black dash panels & black rubber floor mats.	0	0
8343304	S	Interior color: Slate Gray w/trim Dark Slate Gray	0	0
8410191	O	Driver seat: Kenworth Air cushion Plus HB vinyl. Standard features includes 7 in. fore and aft slide adjustment w/isolator, 6-23 degree recline, air suspension with cover, dual armrests, and single chamber air lumbar support. Seat cushion is 20 inches wide w/ 2-position tilt and 2-position front cushion extension. Seat material has a horizontal stitch pattern and is 2-tone in color. Seat back is carpeted and includes a map pocket. Seat is manufactured by National. Includes inside visor and retractable 3-point matching seat belts. Grey seat belts.	112	0
8478330	O	Rider seat: 2 man bench vinyl. Standard features include 34.5 in. wide 2-tone seat cushion w/ fixed base. Armrests are not available. Seat back is carpeted. Includes inside visor and retractable 3-point matching seat belts. Grey seat belts.	501	22
8490110	S	Seat color: Dark Slate Gray.	0	0
8601421	O	Kenworth Radio with AM/FM/WB/USB and Bluetooth	388	4
8700108	O	Under dash center console: Includes one cupholder & two 12V outlets. For use w/Autoshift, Ultrashift, & Allison Gen IV only.	22	0
8700168	S	Non-self cancelling turn signal: W/column-mounted headlight dimmer switch & intermittent wiper control.	0	0
8700186	S	Electric LH & RH door locks.	0	0
8800200	S	Cab access contoured grabhandles, LH/RH.	0	0
8800400	S	Grabhandle LH inside door frame above dash.	0	0
8800401	S	Grabhandle RH inside door frame above dash.	0	0
8800733	O	Grabhandle LH w/ short extension over door.	54	4
8800734	O	Grabhandle RH w/ short extension over door.	54	2

8832115	O	DAYLITE DOOR: LH/RH INCL RH PEEPER WINDOW	0	0
8841618	O	Dual rectangular air horn 23 in. LH & RH top of roof. Includes air horn covers.	188	4
8850300	S	Single convex mirror 8-1/2 in. x 4-7/16 in. located on rider side, and non-heated.	0	0
8850817	O	Dual convex mirror 8 in. fender mounted, and non-heated.	186	15
8862101	S	Mirror: Dual Prutsman mirror 7 in. x 16 in. polished stainless steel, and non-heated.	0	0
8869005	S	Mirror brackets 8-1/2 ft load width.	0	0
8871438	S	Rear Cab Stationary Window 17 in. x 36 in.	0	0
8879200	S	Manual LH & electric-powered RH door window. Switch located on door.	0	0
8890100	S	One-piece windshield, w/ curved glass.	0	0
8890135	O	Exterior stainless steel sunvisor.	433	11
8890898	O	Link Cabmate suspension.	550	22

Lights & Instruments

9010801	S	Headlamps: Halogen Projector Low Beam, Halogen Complex Reflector High Beam	0	0
9022137	O	Marker Lights: Five, rectangular, LED	97	0
9030010	S	Turn Signal Lights: Mounted on fender	0	0
9070138	S	Combination Stop, Tail, Turn & Backup Lights RH & LH.	0	0
9090039	S	Marker Lights: Interrupter switch. Included in Turn Signal for all models except T3. The T3 switch is in the dash.	0	0
9090126	O	Electric Backup Alarm: Meets SAE J994 & OSHA requirements.	134	4

Air Equipment

9101230	O	Air Dryer: Bendix AD-IS Extended Purge heated.	151	4
9108001	S	Moisture ejection valve w/ pull cable drain.	0	0
9140020	S	Nylon air tubing in frame & cab, excluding hoses subject to excessive heat or flexing.	0	0

Extended Warranty

9200002	O	Severe Service Warranty.	0	0
---------	---	---------------------------------	---	---

Miscellaneous

9409852	O	GHG Secondary Manufacturer: Does Not Apply	0	0
9490003	O	Additional lead time required for off highway & /or specialty component truck.	0	0
9490206	O	Warning triangle reflector kit: Shipped loose. Kit consists of 3 triangles in plastic carrying case. Not floor mounted.	40	4

Paint

9700000	O	Paint color number. N97020 A - L0006 WHITE N97200 FRAME N0001 BLACK N97700 BUMPER L0006 WHITE	0	0
9943001	O	Bumper Painted Color A	80	0
9943050	O	Day Cab Standard Paint	0	0
9944820	O	1 - Color Paint - Day Cab Color will be White L0006EB if no other color is specified.	0	0
9965510	S	Base coat/clear coat. The Kenworth Color Selector contains additional instructions, as well as information on Kenworth paint guidelines and surface finish applications.	0	0

Kenworth is standard with Dupont Imron Elite paint.

Total Adjusted Price (W/O Freight & Warranty & Surcharges)	\$170,368
Freight Charge	\$2,125
Options Not Subject to Discount	\$0
Surcharges Not subject to Discount	\$0
Total Weight	13877

Prices and Specifications Subject to Change Without Notice.

Unpublished options may require review/approval.

Dimensional and performance data for unpublished options may vary from that displayed in PROSPECTOR.

Printed:	10/14/2015 5:24:18 PM	Incomplete	Model Number:	T400 Series Conventional.
Effective Date:	Jul 1, 2015		Quote/DTPO/CO:	Q12068080
Prepared by:	Administrator		Version Number:	36.20



Kenworth of Central Florida K680
1800 North Orange Blossom Tral

CITY OF ORLANDO
1010 South Westmoreland Drive

Orlando, Florida United States 32804

Orlando, Florida United States 32805

Phone:

Phone: (407) 719-5549

Fax:

Fax: (407) 246-3725

Email:

Contact Email: daryl.greenlee@cityoforlando.net

Prepared for: Daryl C Greenlee

Fuel Tanks

Summary

Right Left

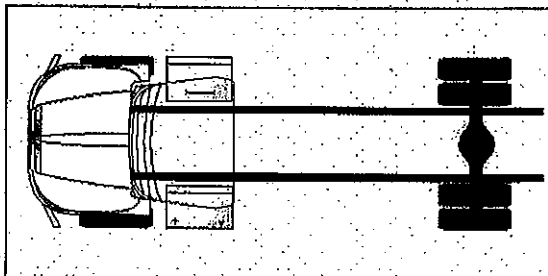
Location

Under Cab
 Back Of Cab 1
 Back Of Cab 2
 Between Rails
 Across Rails BOC

Type

Material

Diameter



Top View Right Side Available Space: 111.10 in. Current Wheelbase Space: 207

Side View Left Side Available Space: 104.80 in. Required Wheelbase Space: 109

Partion	Description	Price	Weight
RH Under	Short length steel toolbox module Under cab,	642	147
LH Under	Battery box module; Short length aluminum	0	0
LH BOC	Delco bare model gas/on aluminum fuel tank.	-1188	-81

Unpublished options may require review/approval.

Dimensional and performance data for unpublished options may vary from that displayed in PROSPECTOR.

Printed: 10/14/2015 5:31:31 PM

Incomplete

Model Number: T400 Series Conventional.

Effective Date: Jul 1, 2015

Quote/DTPO/CO: Q03168164

Prepared by: Administrator

Version Number: 36.20

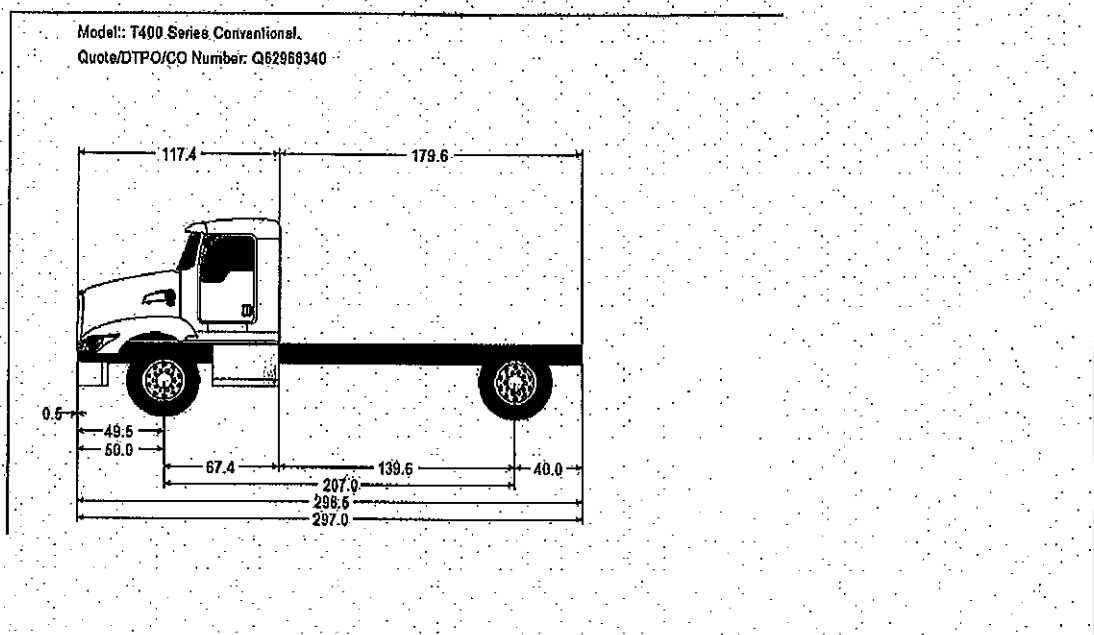
Kenworth of Central Florida K680
1800 North Orange Blossom Trail

CITY OF ORLANDO
1010 South Westmoreland Drive

Orlando, Florida United States 32804
Phone:
Fax:
Email:

Orlando, Florida United States 32805
Phone: (407) 719-5549
Fax: (407) 246-3725
Contact Email: daryl.greenlee@cityoforlando.net
Prepared for: Daryl C Greenlee

Horizontal Dimensions



Unpublished options may require review/approval.
Dimensional and performance data for unpublished options may vary from that displayed in PROSPECTOR.

Printed: 10/14/2015 5:30:17 PM
Effective Date: Jul 1, 2015
Prepared by: Administrator

Complete

Model Number: T400 Series Conventional.
Quote/DTPO/CO: Q62968340
Version Number: 36.20



Quote #BP100115



QUOTATION

Prepared For:

Kenworth of Central FL
 For: City of Orlando
 1800 N. Orange Blossom Tr.
 Orlando, FL 32804

Shp To:

KWCF

Prepared By:

Brandon Pritchett
 Tampa Crane & Body, Inc.
 813-294-8169
 813-246-5322 Fax

QUOTE REFERENCE NUMBER	ISSUE DATE	VALID FOR	EST. DELIVERY FROM RECEIPT OF ORDER	SUBMITTED BY	SHIPPED VIA	FOB POINT	TERMS
BP100115	10/1/2015	Through 9/30/16	Check at Time of Order	Brandon Pritchett	Driveaway	Orlando	Due On Receipt

Body

Power Track 1000 / 20 Yard

Standard Options

- Direct Mount Gear Pump
- Hot Shift PTO w/ Overspeed
- LED Lights
- Hopper Work Lights (2)
- Peterson Smart Light Strobes
- 20 lb. Fire Extinguisher with Bracket
- Left Hand Buzzer
- Mud Flaps – Tailgate Mounted Behind Rear Tires
- Body Side Door w/ Step

Base FSA Body Price:

\$59,242.00

Additional Options:

- Dual work lights outside of hopper
- Body side lights – reverse activated
- Mud guards – steel – ahead of rear tires
- Broom and shovel rack – mounted on tailgate
- Dual Bayne BTL 1110 cart tippers
- Brigade 360 degree camera system
- 60 DGE rail mount CNG system (dual 30 DGE tanks)
- Fast fill fuel module
- Front bumper fill

Total Body and Options (Includes freight):

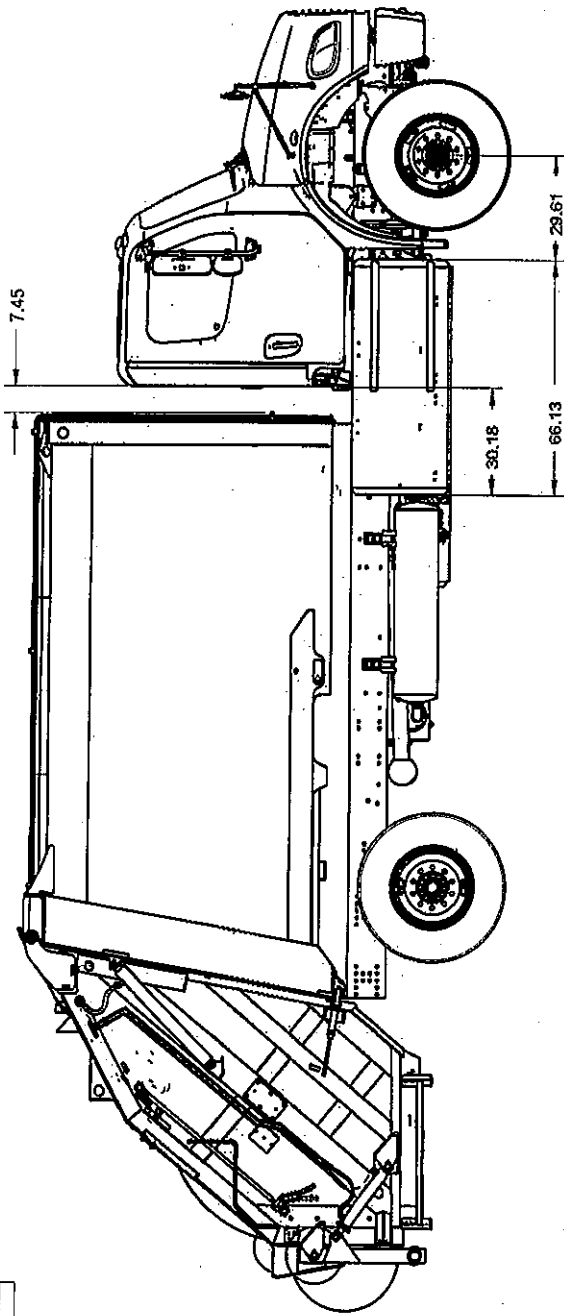
\$116,000.00

THANK YOU FOR THE OPPORTUNITY TO QUOTE!

If you have any questions concerning this quotation, please feel free to contact me.

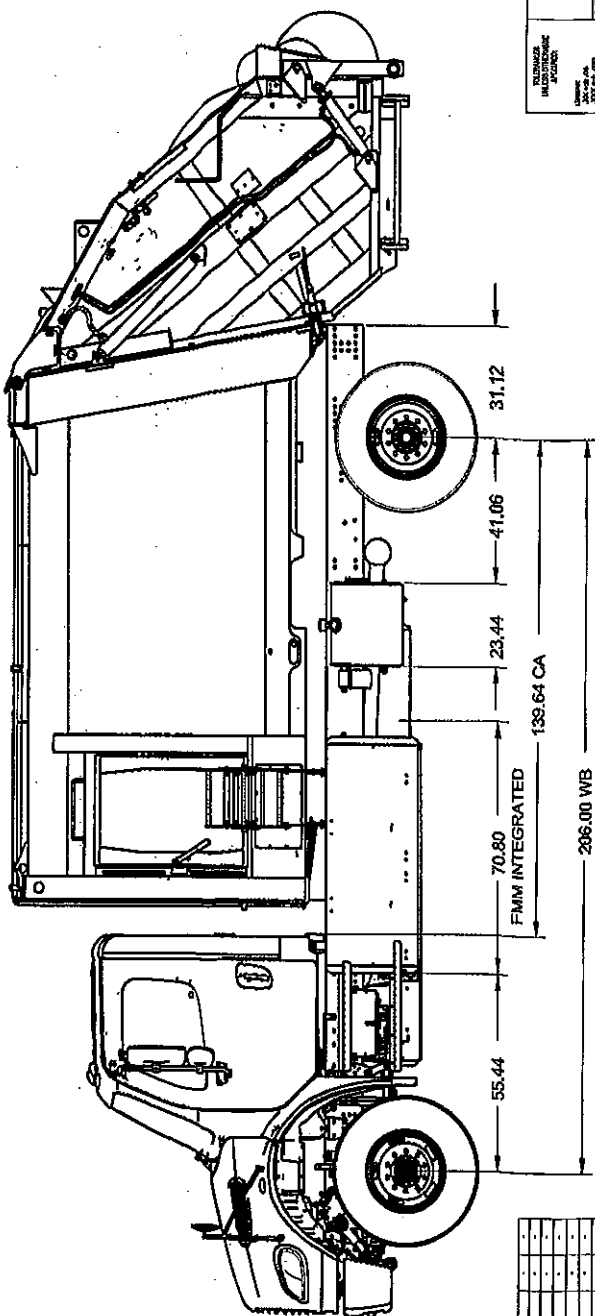
Brandon Pritchett
Tampa Crane
5701 North 50th St.
Tampa, FL 33687
813-246-5510
813-246-5322 Fax
813-294-8169 Cell
bpritchett@tampacrane.com

DRAWING SIZE	D
REVISION	
ECO #	



NOTES:

1. THIS UNIT IS A 20YD PT1000 WITH 60 DGE RAIL MOUNT CNG ON A SINGLE AXLE CHASSIS.
2. CNG CABINETS ARE GEN IV STYLE SUPPLIED BY AGILITY.



20YD_PT1000_BODGE_SINGLE

DATE	BY	CHKD	REVISION

NOTICE THIS DRAWING IS THE PROPERTY OF HELL ENVIRONMENTAL INDUSTRIES, LTD. IT IS TO BE USED ONLY FOR THE PROJECT AND NOT TO BE REPRODUCED OR COPIED IN ANY MANNER WITHOUT THE WRITTEN PERMISSION OF HELL ENVIRONMENTAL INDUSTRIES, LTD.	MAKE CITY STATE COUNTRY	HELL ENVIRONMENTAL INDUSTRIES, LTD. 12345 INDUSTRIAL BLVD. WILSONVILLE, OR 97158	PART NO. 20YD_PT1000_BODGE_SINGLE
	DATE 02-14-15	SCALE 0.002	DRAWN BY 20YD_PT1000_BODGE_SINGLE