

1/28/16

Kenworth of Central Florida
1800 N. Orange Blossom Trail
Orlando, FL. 32804
407-425-3170 Ext 106
Prepared by: Rich Sgueglia

City of Orlando
1010 South Westmoreland drive
Orlando, FL 32805
407-719-5549
Prepared for: Daryl Greenlee

Florida Sheriffs Bid 15-13-0904
SPECIFICATION # 14 - 52,000lb GVWR
CAB & CHASSIS – TANDEM AXLE TRUCK
(1) KENWORTH T880

Code	Bid Specification – Options	Price	Extension
Base Specification	2016 Kenworth T880 truck	102,280.00	102,280.00
		0.00	0.00
0123702	Engine: Cummins ISX15L-500hp 1,650 ft/lb	5,617.00	5,617.00
2016158	Allison 4500RDS Transmission	15,464.00	15,464.00
6141600	Double Frame: full steel insert	1,557.00	1,557.00
2516006	Front Axle: 20,000 lb. Rating	5,508.00	5,508.00
3142170	Rear Axle: 46,000 lb. Rating	2,097.00	2,097.00
3511420	Driver controlled differential lock	1,591.00	1,591.00
Spec 49, B-15	New B-15 Body utilizing the Florida Sheriffs Contract 15-13-0904 Specification # 49	306,704.00	306,704.00
WT	Window Tint	180.00	180.00
9206169	Warranty: Engine PP1 5yr/100,000	1,864.00	1,864.00
9206181	Warranty: After treatment	554.00	554.00
4500 5Yr	Allison 5 year Warranty/unlimited Miles	989.00	989.00
Note: All Options	Include 3/4 % Florida Sheriffs Admin Fee		
Reference:	Kenworth Specs Pages: 55 – 62 Total price	\$444,405.00	\$444,405.00



Kenworth of Central Florida K680
1800 North Orange Blossom Trail

CITY OF ORLANDO
1010 South Westmoreland Drive

Orlando, Florida United States 32804
Phone:
Fax:
Email: rich.sgueglla@kwcf.net

Orlando, Florida United States 32805
Phone: (407) 719-5549
Fax: (407) 246-3725
Contact Email: daryl.greenlee@cityoforlando.net
Prepared for: Daryl C Greenlee

Fuel Tanks

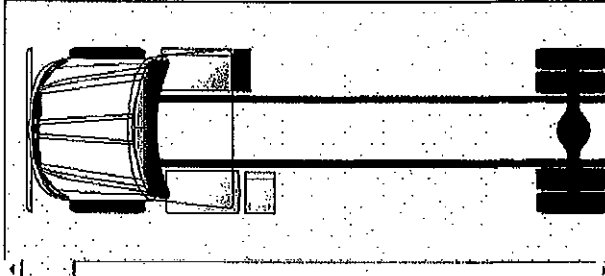
☒ Summary ☐ Right ☐ Left

Location
Under Cab
Back Of Cab 1
Back Of Cab 2
Between Rats
Across Rear BOC
Clear Frame
Del Tank

Type

Material

Diameter



☒ Top View ☐ Side View

Right Side Available Space: 163.20 in. Current Wheelbase Space: 307
Left Side Available Space: 163.80 in. Required Wheelbase Space: 152

Position	Description	Price	Weight
RH Under	T470, C5, T6, T8 non-polished DPF/SCR or CHG cover	106	30
LH Under	Fuel Tank: 90 US gallon 24.5in. diameter under	8	4
LH BOC1	Battery box cardover aluminum BOC w/	88	8
RH Del Tank	Small round DEF tank: 11 gallons of	0	0

Unpublished options may require review/approval.
Dimensional and performance data for unpublished options may vary from that displayed in PROSPECTOR.

Printed: 1/28/2016 8:36:56 AM
Effective Date: Jul 1, 2015
Prepared by: Rich M Sgueglla

Incomplete

Model Number: T880 Series Conventional
Quote/DTP0/CO: Q63668518
Version Number: 36.22



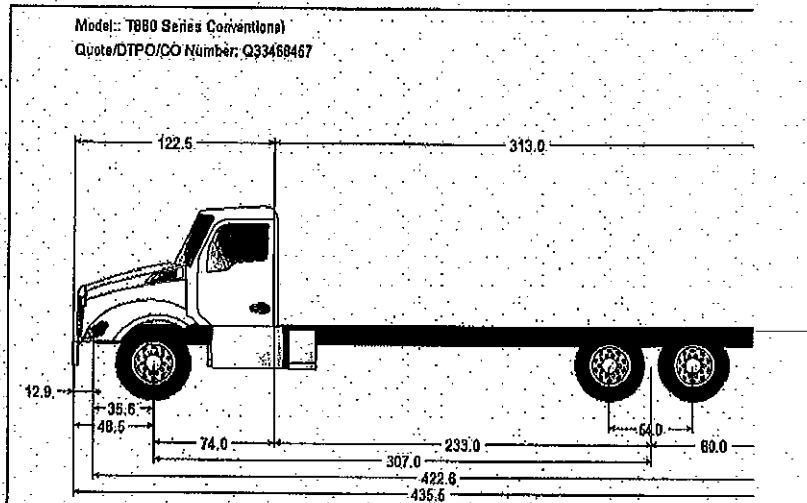
Kenworth of Central Florida K680
1800 North Orange Blossom Trail

CITY OF ORLANDO
1010 South Westmoreland Drive

Orlando, Florida United States 32804
Phone:
Fax:
Email: rich.sgueglia@kwcf.net

Orlando, Florida United States 32805
Phone: (407) 719-5549
Fax: (407) 246-3725
Contact Email: daryl.greenlee@cityoforlando.net
Prepared for: Daryl C Greenlee

Horizontal Dimensions



Unpublished options may require review/approval.
Dimensional and performance data for unpublished options may vary from that displayed in PROSPECTOR.

Printed: 1/28/2016 8:35:54 AM
Effective Date: Jul 1, 2015
Prepared by: Rich M Sgueglia

Incomplete

Model Number: T880 Series Conventional
Quote/DTPO/CO: Q33468467
Version Number: 36.22

KENWORTH

Kenworth of Central Florida K680
1800 North Orange Blossom Trail

CITY OF ORLANDO
1010 South Westmoreland Drive

Orlando, Florida United States 32804
Phone:
Fax:
Email: rich.sgueglia@kwcf.net

Orlando, Florida United States 32805
Phone: (407) 719-5549
Fax: (407) 246-3725
Contact Email: daryl.greenlee@cityoforlando.net
Prepared for: Daryl C Greenlee

Vehicle Summary

Unit		Chassis	
Model:	T880 Series Conventional	Fr Axle Load (lbs):	20000
Type:	FULL TRUCK	Rr Axle Load (lbs)	46000
Description:	7/1/15	G.C.W. (lbs):	66000
Application		Road Conditions:	
Intended Serv.:	Construction. Vehicles used in the construction	Class A (Highway)	29
Commodity:	Water	Class B (Hwy/Mtn)	70
Body		Class C (Off-Hwy)	01
Type:	Vacuum tank	Class D (Off-Road)	00
Length (ft):	24.0	Maximum Grade:	6
Height (ft):	13.5	Wheelbase (in):	307
Max Laden Weight (lbs):	15000	Overhang (in):	80
Trailer		Fr Axle to BOC (in):	74
No. of Trailer Axles:	0	Cab to Axle (in):	233
Type:		Cab to EOF (in):	313
Length (ft):	0.0	Overall Comb. Length (in):	436
Height (ft):	0.0		
Kingpin Inset (in):	0		
Corner Radius (in):	0		
Restrictions		Special Req.	
Length (ft):	40	U.S. Domestic Registry, 50-State	
Width (in):	102		
Height (ft):	13.5		

Approved by: _____

Date: _____

Note: All sales are F.O.B. designated plant of manufacture.

Ask your dealer for a quote today, or visit our website @ www.paccarfinancial.com.

PACCAR Financial offers innovative finance, lease and insurance programs customized to meet your needs.

Unpublished options may require review/approval.

Dimensional and performance data for unpublished options may vary from that displayed in PROSPECTOR.

Printed: 1/28/2016 8:35:04 AM
Effective Date: Jul 1, 2015
Prepared by: Rich M Sgueglia

Incomplete

Model Number: T880 Series Conventional
Quote/DTPO/CO: Q33468457
Version Number: 36.22

KENWORTH

Kenworth of Central Florida K680
1800 North Orange Blossom Trail

CITY OF ORLANDO
1010 South Westmoreland Drive

Orlando, Florida United States 32804

Phone:

Fax:

Email: rich.sgueglla@kwcf.net

Orlando, Florida United States 32805

Phone: (407) 719-5549

Fax: (407) 246-3725

Contact Email: daryl.greenlee@cityoforlando.net

Prepared for: Daryl C Greenlee

Data	Code	Description	\$ List	Weight
Model				
0000810	O	T880 Series Conventional	163,500	15,236
0070060	O	T880	0	0
0072001	O	Chassis operation will include stationary application used in lower 48 states [US only]. Stationary operation is defined as running the engine under load while stationary at a substantial fraction of engine gross horsepower (60% or greater) for an extended period of time (longer than 5 - 10 minutes).	0	0
0080055	O	CARB Idle Emissions Reduction Feature. Cummins engines.	100	0
0090000	O	Non-Sleeper w/rear axle capacity less than 59K.	0	0
0091121	O	Water	0	0
0093130	O	Construction. Vehicles used in the construction industry, other than those listed above. Use typically involves operating on the jobsite, to pick up or deliver construction materials, or to position the vehicle for its intended use at the construction site. Includes such activities as delivery of precast concrete, concrete pumpers, flatbeds or roll-offs for delivery of construction materials or equipment, etc. Typically includes some operation off of paved roads. Road usage: any combination, which includes some Class C.	0	0
0095165	O	Vacuum tank	0	0
0098025	O	U.S. Domestic Registry, 50-State	0	0

Engine & Equipment

0123700	O	ISX15 500 2013 500@1800 463@2000 1650@1200 w/Intebrate, Diagnostic Plug for data link, Oil Cooler, Aluminum Flywheel Housing. Linehaul Family 2	4,884	275
N09200	N205	120..Standard Maximum Speed Limit [LSL]		
N09220	N207	0....Expiration Distance		
N09240	P13	120..Hard Maximum Speed Limit		
N09260	P14	65...Maximum Accelerator Pedal Vehicle Speed		
N09280	P16	0....Accelerator Lower Droop		
N09300	P19	65...Maximum Cruise Speed		
N09320	P38	0....Cruise Control Lower Droop		
N09360	N203	252..Reserve Speed Function Reset Distance		
N09380	N202	0....Maximum Cycle Distance		
N09400	N206	10...Maximum Active Distance		
N09420	N201	0....Reserve Speed Limit Offset		
N09440	P11	Yes..Engine Protection Shutdown		
N09460	P06	Yes..Gear Down Protection		
N09480	P26	2100.Max PTO Speed		
N09500	P02	No...Cruise Control Auto Resume		
N09520	P04	No...Auto Engine Brake in Cruise		
N09540	N209	0....Expiration Distance		
N09560	P520	Yes..Enable Idle Shutdown Park Brake Set		
N09580	P32	5....Timer Setting		
N09600	P233	Yes..Enable Impending Shutdown Warning		
N09620	P234	60...Timer For Impending Shutdown Warning		
N09640	P516	35...Engine Load Threshold		
N09680	P33	No...Idle Shutdown Manual Overrule		

N09720 P230 Yes..Enable Hot Ambient Automatic Overrule
 N09740 P46 40...Low Ambient Temperature Threshold
 N09760 P56 60...Intermediate Ambient Temperature Threshold
 N09780 P47 80...High Ambient Temperature Threshold

1000121	O	ISX12 Vocational Application Review Request	0	0
1000157	O	Prospector Version 37.1 Replaces 37.0	0	0
1000684	O	Effective VSL Setting NA	0	0
1000857	O	Engine Idle Shutdown Timer Enabled	0	0
1000859	O	Enable EIST Ambient Temp Overrule	0	0
1000891	O	Eff EIST NA Expiration Miles Use only with MX and Cummins engines	0	0
1002060	O	Air compressor: Cummins 18.7 CFM, Cummins, PACCAR PX engines.	0	0
1051200	S	Air Cleaner: composite firewall mounted PACCAR or Cummins engines	0	0
1105220	O	Fan Hub: Horton 2-Speed for ISX15	336	0
1123555	S	Cooling module: 1330 square inches. Includes aluminum radiator core, aluminum charge air cooler, translucent surge tank and washer bottle, silicone hoses, and extended life coolant.	0	0
1160208	O	Radiator bug screen mounted between hood & grille.	117	2
1247150	S	RH under cab DPF/SCR w/ RH SOC vertical tailpipe. For use w/ daycabs, extended daycabs, or modular sleepers. T660 requires split fender hood	0	0
1290136	O	Tailpipe: 5 in. single 36 in. 45 degree curved. For use with any Exhaust other than SCR Independent.	0	0
1328130	O	PACCAR Fuel filter/water separator, WIF sensor Cummins ISX12/ISX15, 2013+	0	0
1500029	O	Kenworth Fuel Cooler Required for Cummins engines with a single fuel tank. Required for PACCAR-MX-13 engine with a single fuel tank and stationary use: High RPM, low vehicle speed, sustained for longer than 1 hour. Optional for all other applications.	214	6
1816260	S	Alternator: PACCAR 160 amp, brush type	0	0
1821210	S	Batteries: 3 PACCAR GP31 threaded post (700) 2100 CCA dual purpose.	0	0
1836100	S	Starter: PACCAR 12 volt electrical system. W/ centralized power distribution incorporating plug-in style relays. Circuit protection for serviceability, 12-volt light system w/circuit protection circuits number & color coded.	0	0
1840005	O	Battery disconnect switches 2, mounted on battery box.	396	0
1840065	S	12V low voltage disconnect for starter battery protection.	0	0
1900082	O	Multi-function engine connector for body builder interface for Cummins.	60	0
1900976	O	Body Builder Control Harness coiled EOF for customer installed remote throttle and remote PTO controls. Harness includes Remote PTO control and Remote Throttle controls. T680/T880 models do not require 12-way engine connector sales codes. All other models require (1900082 or 1900084).	81	2

Transmission & Clutch

2016158	O	Transmission: Allison 4500RDS 6-speed w/o retarder, w/PTO provision. 5th generation. For vocational applications. Includes shift control, transmission oil temperature gauge, oil level sensor & heat exchanger. Transynd transmission fluid is standard on all Allison 1000, 2000, 3000 & 4000 series transmissions.	26,318	385
2406803	O	Driveline: 3 Dana SPL250XL W/ 2 centerbearings Requires 3500057 Interaxle driveline. Low maintenance offering from Spicer. On-highway 350K mi first service interval, 100K mi subsequent	1,543	185

service interval on U-joint, splines lubed for life for life, quick disconnect end caps.

2410018	O	Torque converter included w/Allison Transmission.	0	0
2410073	O	Customer-installed split shaft PTO Informational only, nothing additional is provided.	0	0
2410151	O	Pushbutton control center console mounted. Class 8 with Allison Transmission.	0	0
2410204	O	Delete Allison FuelSense	0	0
2410244	O	J1939 Park Brake Auto Neutral	0	0
2429358	O	Rear transmission support springs for transmission PTO applications are required to ensure that engine flywheel housings are not overloaded when transmission PTO's are installed.	81	0
2429378	O	Customer installed transmission PTO in the LH Mounted position (8 o'clock) for Allison 3000 & 4000 transmissions.	0	0

Front Axle & Equipment

2517020	O	Meritor MFS20 Front Axle rated 20K 3.5in. DROP. Standard Track.	2,018	140
2621078	O	Front Brakes: 22K Bendix ES S-cam 16.5x6 in.	-397	-46
2690035	O	Front Brake Drum: 22,000 lbs. 16-1/2x6 in. Cast.	-140	104
2702020	O	Front Hubs Iron hub pilot 20,000 lbs. 10 Bolt 16.5x6in. or 7in. or air disc brakes. 10 Bolt, 11-1/4 in. bolt circle. Consider Wheelguards (5850002) with aluminum wheels.	286	80
2741970	S	ConMet PreSet Plus Hub package; front axle.	0	0
2750001	S	Hubcap: front vented.	0	0
2765001	O	Front Auto Slack Adjuster.	0	0
2790015	O	Front End Lowered: 1in.; not available W9B/L.	0	0
2866020	O	Front Springs: Taperleaf 20K w/ shock absorbers w/ maintenance-free elastomer spring pin bushings. Standard with rubber pins except for C500 which has threaded pins. W900S only. Not available on W900L. W900B use 2866021.	1,210	241
2895302	O	Dual power steering gear: 16-22K Sheppard HD94. Heavy duty. Not for use on T3.	1,157	73
2899336	O	Power Steering Cooler: Radiator mounted air to oil 2007+ engines only. 2899362 is optional w/ 2006 or 2007 engines.	337	11
2900616	O	Threaded Bushings for taperleaf spring 16K, 18/20K, 22K, 40K replacing rubber.	105	0

Rear Axle & Equipment

3142170	O	Dual Rear Axle 46,000 lbs. Meritor RT46-164EH Heavy wall housing	3,322	529
3200489	O	Rear Axle Ratio - 4.89.	0	0
3334004	S	Dual Rear Brakes 16-1/2x7 in. to 46K; Bendix ES-extended service S-cam.	0	0
3392005	S	Dual Rear Brake Drums: cast.	0	0
3407050	S	Dual Rear Hubs: Aluminum hub pilot 46K 11-1/4 in. bolt circle.	0	0
3441972	S	ConMet PreSet Plus Hub package; dual rear axle.	0	0
3465002	S	Dual Rear axle automatic slack adjusters.	0	0
3485207	O	Spring Brake: 3030 long stroke dual 30 square inches travel; replaces standard 2-1/2 in. travel. Helps keep brakes in adjustment longer.	29	4
3495226	S	Bendix 4S/4M anti-lock brake system.	0	0
3500057	O	Interaxle driveline 1 Dana SPL170XL	480	-4
3511420	O	Driver Controlled Differential Lock (Crosslock) for Meritor Axles 40K to 52K forward rear & rear rear axle. Under Speed Interlock is standard on T680.	2,393	39
3573111	O	Separate switch for dual axles: differential lock or crosslock.	114	0
3749209	O	Rear suspension: Tandem Chalmers 854-46-H 46K.	4,401	110

54 in. axle spacing. Unladen Height: 12.5 in. Laden Height: 10.1 in.
Standard restrictor can.

3832026	O	Chalmers shock absorbers. 52K and under suspension.	487	35
Tires & Wheels				
4038722	O	Front tires: Goodyear G296 MSA DuraSeal 425/65R22.5 20PR. 44.4 in. diameter 20.6 in. SLR. all position. On/Off highway. Wide-base tire.	922	148
4238810	O	Rear tires: 2 Goodyear G751 MSA 12R22.5 16PR 42.0in. diameter. Steer/all position on/off highway tire. 20.3 SLR.	2,352	288
4900008	O	Rear Tire Quantity: 8	0	0
5042312	O	Front wheel: Accuride 29806 22.5x12.25 steel Steel Armor[TM] powder coat, hub pilot mount. 11500lb. maximum rating. 5-hand holes.	893	102
5242285	O	Rear wheel: Accuride 50344 22.5x8.25 steel Steel Armor[TM] powder coat, hub pilot mount. Heavy-duty 5 hand-hole hub pilot mount. Code is priced per pair of wheels.	428	80
5853906	O	Powder coat white steel wheel. Use in conjunction with front, dual front, rear, spare or lift axle wheel code(s). All wheels on chassis must have same finish color.	0	0
5900008	O	Rear Wheel/Rim Quantity: 8	0	0
Frame & Equipment				
6056680	O	Frame Rails: 10-3/4 x 3-1/2 x 3/8in. Steel 417In. to 480 in. Truck frame weight is 3.48 lb.-in. per pair of rails. Section modulus is 17.80, RBM is 2,132,000 in.-lbs per rail. Frame rail availability may be restricted based upon application, axle/suspension capacity, fifth wheel setting, or component/dimensional specifications. The results of the engineering review may result in a change to the requested frame rail. If a change is required Kenworth Application Engineering will advise the dealer of the appropriate material specification for a substitute rail.	1,241	724
6141600	O	Full Steel Insert: for 10-5/8 in. or 10-3/4 in. Steel 337 in. to 416 in. or 2nd insert for 11-5/8 in. steel frame. Adds 1,149,000 in.-lb to main rail RBM. Truck insert weight is 2.05 lb.-in. per pair of rails. Full frame insert length is equal to wheelbase plus rear frame cutoff plus dimension forward of front axle by model: T660 and T800 = 21.26 in., C500B = bumper setting minus 0.79 in., W900B = 5.27 in., W900L = 1.50 in., W900S = 3.27 in., T440/T470 50 in. bumper setting = 21.26 in., T470 73 in. bumper setting = 72.3 in.	2,013	836
6301610	O	Bumper: Stainless steel clad straight aluminum channel. Requires bumper setting code.	215	-11
6319485	O	48.5 In. Bumper setting. Requires a bumper code.	0	0
6321005	O	Removable Front Tow Hooks: 2.	268	15
6391201	O	Custom Frame Layout: one chassis	1,200	0
6400636	O	Battery box cantilever aluminum BOC w/ fiberglass cover.	88	8
6409901	O	Battery box location: LH Side.	0	0
6451090	O	T470,C5, T6, T8 non-polished DPF/SCR or CNG cover diamond plate w/ step. For use w/ 2010 or later exhaust systems. For T8, use extended length non-polished battery box on opposite rail to match the length of under cab components.	105	30
6679995	O	Customer will install structural end-of-frame crossmember before vehicle is placed in service.	0	0
6710080	O	Two rams horn open rear tow hooks, not for trailer towing.	119	17
6721102	S	Rear mudflap arms: Betts B-25 standard-duty, straight. Includes B1732 mounting brackets as standard.	0	0
6722000	S	Rear mudflap shields: White plastic antisail w/ Kenworth logo.	0	0
6742009	S	Square end-of-frame w/ o crossmember; non-towing.	0	0
Fuel Tanks & Equip				
7210090	O	Fuel Tank: 90 US gallon 24.5in. aluminum under	8	-4

replace. Class 8 fuel tanks w/ o locking caps include an anti-siphon device on the filler neck.

7722011	O	Small round DEF tank. 11 gallons of useable volume. The DEF tank will be located on the side you specified. If you have specific configuration or body builder concerns, please utilize the Custom Frame Layout option. Standard capacity is calculated by fuel capacity of the vehicle and will accommodate two diesel fill-ups for every DEF fill-up. For 1:1 DEF fuel fill ratio, add 7889204.	0	0
7831008	O	6in. wide lower fuel tank step, for one 22in. or 24.5in. tank LH.	31	2
7889203	O	Standard DEF to fuel fill ratio: 2:1 or greater.	0	0
7889245	S	Anti-siphon device swaged in place. For any number of fuel tanks.	0	0
7889603	O	DEF tank location is on the RH.	0	0
7920090	O	Location: 90 gal fuel tank LH under cab	0	0

Cab & Equipment

8025301	S	Cab: Stamped aluminum cab with panoramic curved glass windshield. Standard with stamped aluminum doors, heavy duty in-swinging hinges, and triple sealed doors. Manufactured using self-piercing rivets and structural adhesive. Includes LED exterior marker lights and turn signals.	0	0
8090604	O	Hood: T880 Standard Length With Mechanically Fastened Fenders. 122.6 inch BBC.	506	15
8108011	S	Cab HVAC - Day Cab and 40in Sleeper System With Defrost, A/C, and 48,000 BTU/hr Heater. Includes automatic temperature control with one touch defrost operation and dash mounted cab temperature and solar intensity sensors. Pleated fresh air filter and cabin recirculation air filter standard. The Kenworth HVAC system is designed to provide optimal heating and cooling in all operating environments without need for additional insulation. Cab HVAC without sleeper heater AC is available with 40in sleeper.	0	0
8190138	O	Shutoff Valves to Isolate Primary Heater Remote mounted on frame under cab.	62	0
8201013	S	Steering wheel: 18 in. 4-spoke.	0	0
8201200	O	Adjustable telescoping tilt steering column.	0	0
8203060	O	5 sets of keys. Replaces standard 2 sets of keys.	27	0
8208495	O	Two spare switches: Wired to power.	82	0
8282007	S	Kenworth Driver Performance Center: 5in Full Color high resolution Thin Film Transistor (TFT) active matrix display with advanced driver information including fuel economy performance, outside air temp, clock, odometer and trip, engine hour meter, ignition timer, engine RPM, general truck information, diagnostics, and gear display. All Highline functionality is accessed via the Kenworth MCS providing intuitive control at the driver's fingertips. Also includes Dark Cabin functionality. When activated, the only interior light that will function when a door is opened is the door courtesy lamp.	0	0
8282013	S	Kenworth instrumentation and control package with 9 standard easy-read gauges: includes speedometer, tachometer, fuel gauge, engine coolant temp, engine oil pressure, voltmeter, dual air pressure, air application pressure and DEF gauge. All accessory controls utilize electronically activated solenoids that include advanced vehicle protection interlocks.	0	0
8282108	O	Modular Dash Options: Dash storage unit with two shelves. Reduces total gauge count by 6.	43	0
8300008	S	Interior color: Slate Gray	0	0
8330102	S	Interior package: Vantage daycab Includes durable headliner and vinyl sidewalls with geometric patterned trim and anodized aluminum accents throughout. Convenient overhead storage cubbies, full size glove box, two center console cupholders, and large door pad map pocket. Standard LH/RH power windows, electric door locks, interior LED lighting, nighttime-friendly red ambient lighting for dash and footwell, and door mounted courtesy light. Includes two standard 12V power outlets. Driver sunvisor includes strap.	0	0

8390634	S	Rubber floormat	0	0
8410200	O	DR Seat: GT701 HB with Vinyl material. The GT701 is standard with a single air bag, scissor linkage seat suspension. It includes a single chamber lumbar support, 10in Fore/Aft adjustment, 7in Up/Down adjustment, 2.5in pan extension, 51 degree seat back recline, and 16 degree full seat tilt. Includes 3-point matching seat belts. DR seat standard w/ dual armrests.	45	0
8460200	O	RD Seat: GT701 HB with Vinyl material. The GT701 is standard with a single air bag, scissor linkage seat suspension. It includes a single chamber lumbar support, 10in Fore/Aft adjustment, 7in Up/Down adjustment, 2.5in pan extension, 51 degree seat back recline, and 16 degree full seat tilt. Includes 3-point matching seat belts. RD seat standard w/ LH armrest.	385	34
8490187	S	Seat color: Slate Gray with Gray stitching.	0	0
8496559	O	Driver and Rider Seat Belts: Orange Seat Belts. Replacing standard color.	29	0
8601421	O	Kenworth Radio with AM/FM/WB/USB and Bluetooth	442	4
8698974	O	Base Audio System - Daycab: High Performance Door Speakers.	50	2
8700168	S	Non-self cancelling turn signal: W/column-mounted headlight dimmer switch & intermittent wiper control.	0	0
8800260	O	Long grabhandle RH side mounted to side-of-cab exhaust.	59	2
8800372	O	Grabhandle: LH, Exterior, Side of Cab - Ergonomic Ergonomic grab handle mounted to the left hand exterior of the cab for entry and exit. Hydroformed and polished stainless steel.	223	3
8800402	S	Dual Cab Interior Grabhandles: A Pillar Mounted Dash Wrap and B Pillar Mounted Grabhandles	0	0
8832113	S	Kenworth Daylite Door with standard LH/RH electric door locks and LH/RH electric window controls.	0	0
8841618	O	Dual rectangular air horn 23 in. LH & RH top of roof. Includes air horn covers.	218	4
8850139	S	Look-Down, Pass. Door, Black 11x6	0	0
8850814	O	Dual Hood Mtd Blind Spt, Chrome Circ	283	9
8865002	S	Aero Mirror: Dual Kenworth Aerodynamic Motorized heated mirrors, 7in X 13in with cab color mirror shell and black mirror arms. Also includes LH/RH heated 6in X 7in convex mirrors. Mirror brackets set for 8-1/2 ft load width. Mirror controls located on driver side door pad.	0	0
8871447	O	Rear cab stationary window with dark tint 19in x 36in.	35	0
8890038	O	3.5in x 11.5in Plastic Records Holder: Mounted On Rear Cab Panel. Not available With Sleeper Or 2 Person Bench Seat.	57	0
8890101	S	One-piece bonded-in windshield with curved glass. Standard.	0	0
8890135	O	Exterior stainless steel sunvisor.	857	19
8890300	O	Fender close-out: Below headlamp, behind bumper. *NOT available with 3-piece bumper.	187	0
8890348	O	Wheelwell Fender Extension: 4.5 inches	262	0
8890876	S	Kenworth Cab/Sleeper Air Suspension.	0	0

Lights & Instruments

9010553	S	Headlamps: SAE Dual Halogen Complex Reflector	0	0
9022137	S	Marker Lights: Five, rectangular, LED	0	0
9030016	S	Turn Signal Lights: Flush mounted LED mounted at top of fender wheel arc	0	0
9030052	S	LED Stop, Turn, Tail: Flange Mounted With Two LED backup lights and with an LED license plate.	0	0
9090039	S	Marker Lights: Interrupter Switch. Included In Turn Signal For All Models Except T3. The T3 Switch Is In The Dash.	0	0
9090142	O	Wiring Only: For customer-installed backup	52	0

alarm.

9090849	O	Polyswitches replacing fuses. Switch will automatically reset after removal of excess load.	32	0
---------	---	---	----	---

Air Equipment

9101210	S	Air Dryer: Bendix AD-IS heated.	0	0
9108001	S	Moisture ejection valve w/ pull cable drain.	0	0
9140020	S	Nylon air tubing in frame & cab, excluding hoses subject to excessive heat or flexing.	0	0
9140249	O	Locate air dryer under RH rail BOC. This code requires the use of a custom frame layout code.	0	0
9140286	O	Air tanks: clear of left side of transmission area. This code requires the use of a custom frame layout code.	0	0

Extended Warranty

9200021	S	Standard Warranty.	0	0
9206125	O	Cummins EW: Protection Plan 1, 2013 ISX12/15 - 5 Years /100,000 miles (160,935 km), 476+ HP. Each code registered between 366 and 546 days after the vehicle's in-service date will be subject to a \$400 late fee. Coverage cannot be added after 200,000 miles or 545 days past the in-service date.	1,850	0
9206181	O	Cummins EW: Aftertreatment, use w/ Protection Plan 1, 2013 ISX12/15 - 5 Years /100,000 miles (160,935 km), all HP. Each code registered between 366 and 546 days after the vehicle's in- service date will be subject to a \$400 late fee. Coverage cannot be added after 200,000 miles or 545 days past the in-service date.	550	0

Miscellaneous

9400071	O	Specify Ship Destination by Narrative. N9400 HI-VAC CORPORATION N9401 117 INDUSTRY ROAD N9402 MARIETTA, OHIO 45750 N9403 800-752-2400 ATTN KENT PARKS	0	0
9409852	O	GHG Secondary Manufacturer: Does Not Apply	0	0
9490003	O	Additional lead time required for off highway & /or specialty component truck.	0	0
9490206	O	Warning triangle reflector kit: Shipped loose. Kit consists of 3 triangles in plastic carrying case. Not floor mounted.	44	4
9490417	O	One 5 lb. dry chemical type fire extinguisher mounted inboard of driver seat. Class ABC.	133	11

Paint

9700000	O	Paint color number. N97020 A - L0006 WHITE N97200 FRAME N0001 BLACK	0	0
9943004	O	Bumper Unpainted	0	0
9943050	O	Day Cab Standard Paint	0	0
9944820	O	1 - Color Paint - Day Cab Color will be White if no other color is specified.	0	0
9965510	S	Base coat/clear coat. The Kenworth Color Selector contains additional instructions, as well as information on Kenworth paint guidelines and surface finish applications. Kenworth is standard with Dupont Imron Elite paint.	0	0

Total Adjusted Price (W/O Freight & Warranty & Surcharges)	\$227,428
Freight Charge	\$2,225
Options Not Subject to Discount	\$2,400
Surcharges Not subject to Discount	\$0
Total Weight	19749

Prices and Specifications Subject to Change Without Notice.

Unpublished options may require review/approval.

Dimensional and performance data for unpublished options may vary from that displayed in PROSPECTOR.

Printed:

1/28/2016 8:35:04 AM

Incomplete

Model Number:

T880 Series Conventional

Effective Date:

Jul 1, 2015

Quote/DTPO/CO:

Q33468457

Prepared by:

Rich M Sgueglia

Version Number:

36.22



630 W. Church St ~ Orlando, FL 32805 ~ (407) 841-7867 / fax 407 648-2096

Date: 26-January-2016

To: Rich Sgueglia
CC: Mr. Daryl Greenlee

Re: Spec 49, Florida Sheriff's Contract - 15-13-0904


Rich

Thank you for the chance to work with you on your equipment needs. The following is a list of options discussed with Wastewater for a new B-15 utilizing the **Florida Sheriff's Contract 15-13-0904 Specification # 49**.

	Base Price B-10	\$ 186,450.00
	B-15 Body Upgrade	\$ 34,365.00
A215523	85 GPM @ 2500 PSI Water System	INC
	FSA Listed Options	
A338837	Dual Floor Flusher	\$ 2,445.00
A240695-3	Counter for Level Wind	\$ 472.00
	FSA Options	
381621	HIBON Model 8702 (5250cfm, 27" Hg) inc Tower PTO	\$ 49,482.00
A215555-22	Unloader Valve-Rear Reel	\$ 5,435.00
A175252-3-C	Sewer Hose, 1"x600', Cobra 3000 PSI	\$ 979.00
A180549-2	72"Wx15"Dx36"H Behind Cab Toolbox w/Shelf	\$ 2,509.00
A180555-S	60"Wx24"Dx24"H Aluminum Toolbox w/Shelf	\$ 1,648.00
A243924-1	Access Steps - Tank Top	\$ 399.00
A221370	Fill Line Strainer 2 @ \$202.00ea	\$ 418.00
A176150	25' Fill Hose	\$ 156.00
A176154	50' Fill Hose	\$ 254.00
A130641-2	15 Yard Internal Tank Flusher	\$ 2,591.00
A338864-7	IntelACount Digital Hose Counter	\$ 4,922.00
A130572-4	1/2" Low Pressure Hose Reel-100' Capacity, Spring Retracted (No Hose)	\$ 2,591.00
A131629	1/2" x 50' Hose Assembly w/ Fittings	\$ 477.00
A110452-1	6-Way Boom Control Joystick	\$ 1,813.00
A120705	12 Volt Electrical Outlet	\$ 78.00
A381239	PTO Hour Meter	\$ 233.00
A120111-LED	20' Retractable Cord & LED Spotlight	\$ 389.00
A120378	Dual Retractable LED Work Lights on Boom	\$ 772.00
A120401	Flood Light LED (specify location) 4 @ \$305.00ea	\$ 1,264.00
A000403	Strobe Light on Unit	\$ 760.00
A000404	Strobe Light on Chassis Cab	\$ 1,065.00
A120395-LED	LED Arrow Board - Split Two-Piece	\$ 2,618.00
A120101	Control Panel Lights 1 ea Station	\$ 119.00
A383168-1	Strobe Lights on Front Grill	\$ 1,122.00

A380713	Strobe Linear	\$ 2,145.00
A381525	Strobe Lights in Rear Bumper	\$ 1,194.00
A176110-25	15' Leader Hose 1"	\$ 256.00
A000364-2	Side Mount Tube Racks (specify location) 2 @\$720.00 ea	\$ 1,492.00
A249031	Extension Tubes 8"x8' Flat Flange 3 @ \$222.00 ea	\$ 690.00
A249.038	Intake Tube, 8"x 6', Flat Flange 2@ \$235.00 ea	\$ 434.00
A255043	8" Flat Flange to 6" Flat Flange Reducer	\$ 244.00
A249038	Intake Tube 8"x 6' Flat Flange	\$ 283.00
A384000	Extension Tube 8" x 6' Flat Flange	\$ 217.00
A381847-1	6" x 3' Fluidizer Tube Flat Flange	\$ 441.00
A238083	Manhole Tube Support 8" Tubes	\$ 324.00
A249033-1	8" x 3' Fluidizer Tube Flat Flange	\$ 191.00
A249164-1	Traffic Cone Holder (space permitting) No Cones	\$ 264.00
A220330	Hydrant Wrench	\$ 48.00
A387082	Omnix Wireless Remote (14 Function)	\$ 5,130.00
A255017	Water Pump On/Off Switch @ Dump Station Control Panel	\$ 368.00
A385700	Valve	\$ 6,166.00
A382413-5	Splash Shield, 1/2 Rear Door (3 o'clock to 9 o'clock)	\$ 1,295.00
A239936-PA	Lateral Cleaning Kit w/Hydraulic Power Reel	
	w/ 200'x 1/2" Hose	\$ 5,889.00
A380712-V	Load Limit Alarm & Switch Mounts on Chassis Rails	\$ 6,736.00
A387194	Degreaser System	\$ 3,653.00
NPN	Dual Fill System Plumbed to One Water Meter	\$ 430.00
ES-KIT	Safety Kit (5lb Extinguisher-Triangle Kit-First Aid Kit	\$ 344.00
GLAVWPAD	Hot Dipped Galvanized Water Suction & Air Duct	\$ 1,554.00
A383923	Vacuum Breaker	\$ 4,692.00
NPN	Dual Traffic Cone Holders Under Splash Shield	\$ 255.00
NPN	Shovel, Rake, Pick Holder	\$ 500.00
AUTOLUBE	Autolube System	\$ 6,280.00
	FSA Options	\$ 136,826.00
	FSA Options Disc (\$	684.13)
	FSA Options NET	\$ 136,141.87
	Sub-Total	\$ 353,956.90
	Repeat Customer Discount	(\$ 47,252.90)
	Total	\$ 306,704.00

Respectfully



Kevin Fender

VP

Pat's Pump & Blower

Phone: 407-841-7867

Fax: 407-648-2096

EMail: KFender@PatsPump.com

SALES * SERVICE * INSTALLATION

Corporate Office: 630 West Church Street, Orlando, FL 32805 * Phone: 407-841-7867 * Toll Free: 800-359-7867 * Fax: 407-648-2096

Branch Office: 5023 Highway 85, Forest Park, GA. 30297 * Phone: 404-761-1300 * Toll Free: 800-851-7987 * Fax: 407-761-7003

www.patspump.com * E-Mail: patspump@aol.com