



DPC Transportation Team

Dr. Phillips Center for the Performing Arts

Orlando Police

Ellery Brown

Capt. Michael Favorit

Cyndi Putnam

Lt. Dean Deschryver

Bob Snow

Lt. Scott Boos

Tom Phillips (Phillips Consulting)

Orlando Venues

Jen Pennypacker

Tim Ackert

Lauren Imwold

Frank Usina

Executive Offices

Ed Boyens

Kevin Edmonds

Public Works

Economic Development

Rick Howard

Brooke Rimmer-Bonnett

Charles Ramdatt

FJ Flynn

Transportation Engineering

City Planning

Frank Consoli

Dean Grandin

Scott Walker

Jennifer Moreau

John Rogers

Downtown Development Board


Parking Systems

Thomas Chatmon

Scott Zollars

Kelly Moody

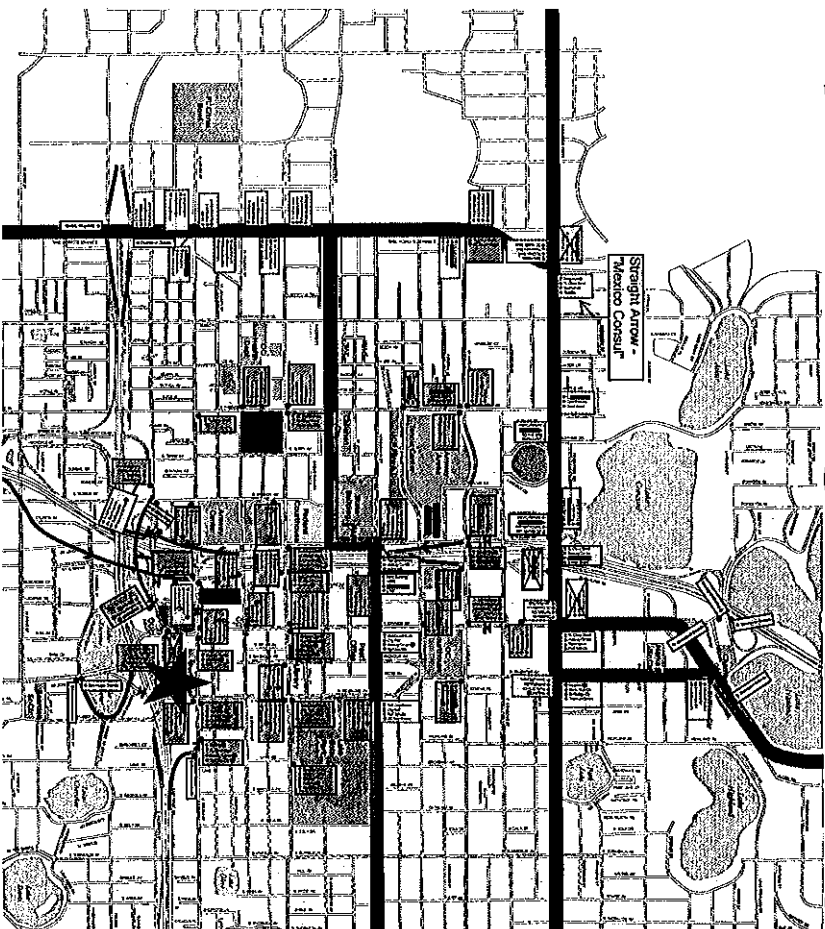
David Barilla



Meeting Topics

- Wayfinding and Signage
- Parking
 - Enabling Agreements
 - Valet Service
 - ADA Detail
- Transit
- Pedestrian Access
- Traffic Control & Circulation Plan
 - Scouting Trips
 - Agency Coordination
 - Neighbor Outreach
 - Simulation
 - Table-Top Exercise
 - Field Exercise

Wayfinding Signage - System



8 - sign panels B1
8 - sign panels B2
8 - sign panels B3
8 - sign panels B4
8 - sign panels B5
8 - sign panels B6
8 - sign panels B7
8 - sign panels B8
8 - sign panels B9
8 - sign panels B10
8 - sign panels B11
8 - sign panels B12
8 - sign panels B13
8 - sign panels B14
8 - sign panels B15
8 - sign panels B16
8 - sign panels B17
8 - sign panels B18
8 - sign panels B19
8 - sign panels B20
8 - sign panels B21
8 - sign panels B22
8 - sign panels B23
8 - sign panels B24
8 - sign panels B25
8 - sign panels B26
8 - sign panels B27
8 - sign panels B28
8 - sign panels B29
8 - sign panels B30
8 - sign panels B31
8 - sign panels B32
8 - sign panels B33
8 - sign panels B34
8 - sign panels B35
8 - sign panels B36
8 - sign panels B37
8 - sign panels B38
8 - sign panels B39
8 - sign panels B40
8 - sign panels B41
8 - sign panels B42
8 - sign panels B43
8 - sign panels B44
8 - sign panels B45
8 - sign panels B46
8 - sign panels B47
8 - sign panels B48
8 - sign panels B49
8 - sign panels B50
8 - sign panels B51
8 - sign panels B52
8 - sign panels B53
8 - sign panels B54
8 - sign panels B55
8 - sign panels B56
8 - sign panels B57
8 - sign panels B58
8 - sign panels B59
8 - sign panels B60
8 - sign panels B61
8 - sign panels B62
8 - sign panels B63
8 - sign panels B64
8 - sign panels B65
8 - sign panels B66
8 - sign panels B67
8 - sign panels B68
8 - sign panels B69
8 - sign panels B70
8 - sign panels B71
8 - sign panels B72
8 - sign panels B73
8 - sign panels B74
8 - sign panels B75
8 - sign panels B76
8 - sign panels B77
8 - sign panels B78
8 - sign panels B79
8 - sign panels B80
8 - sign panels B81
8 - sign panels B82
8 - sign panels B83
8 - sign panels B84
8 - sign panels B85
8 - sign panels B86
8 - sign panels B87
8 - sign panels B88
8 - sign panels B89
8 - sign panels B90
8 - sign panels B91
8 - sign panels B92
8 - sign panels B93
8 - sign panels B94
8 - sign panels B95
8 - sign panels B96
8 - sign panels B97
8 - sign panels B98
8 - sign panels B99
8 - sign panels B100

Dr Phillips Cntr panels
25 - total sign panels
13 - sign panels B1
3 - sign panels B2
8 - sign panels B3
1 - guide sign panel

Wayfinding Signage


Dr. Phillips Cntr fins will be installed in summer of 2014 and total 25 fins. These are stocked and stored at the City's sign shop.



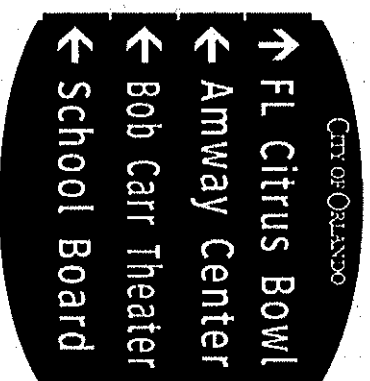
Wayfinding Signage

Existing Bob Carr PAC panels will be switched to either "B. Carr Theater" or "Bob Carr Theater" (Reduced Font) & approximate cost is to be charged is \$2,800.00

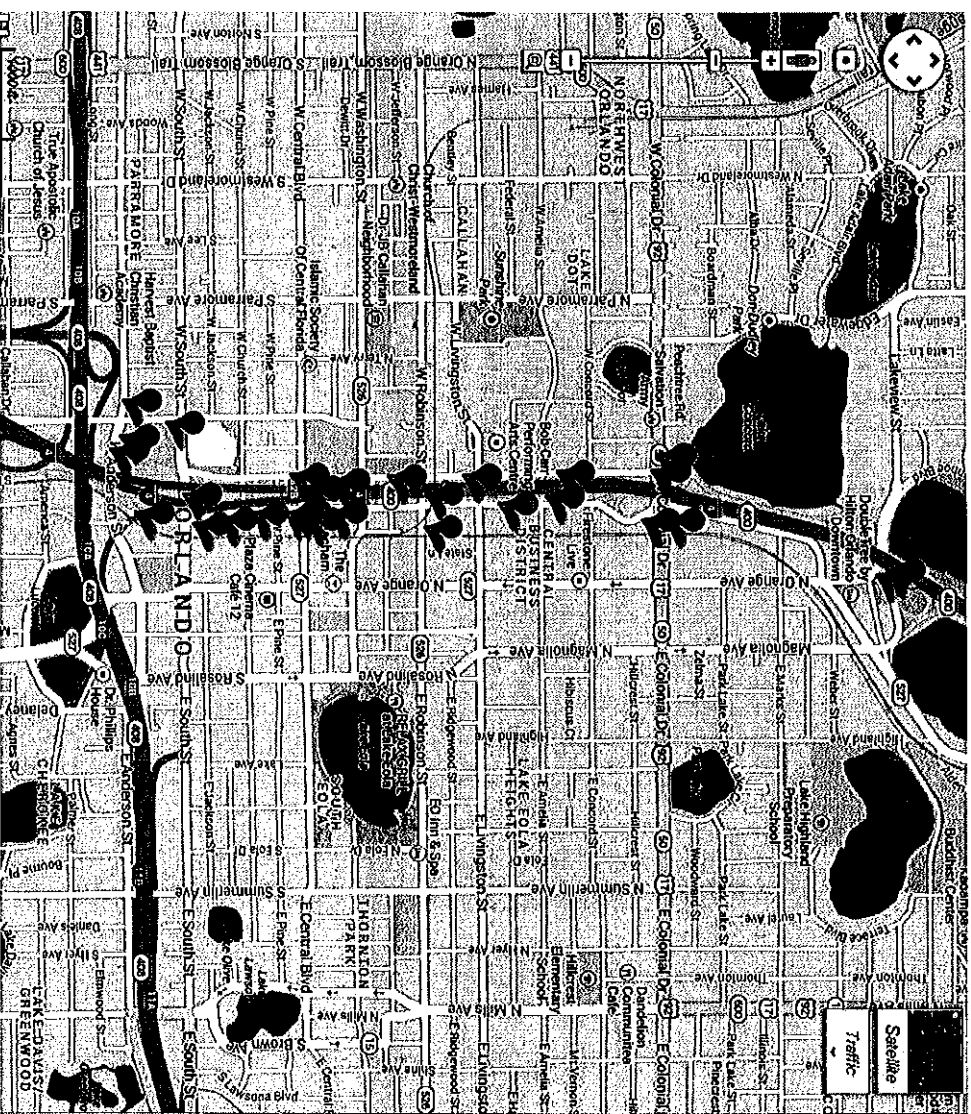
#1 – B. Carr Theater



#2 – Bob Carr Theater (Reduced Font)



Ultimate I-4 project will temporarily remove 29 of wayfinding signs - 2 DPC and 8 Bob Carr Theater affected.





Performance Assumptions

- DPC Season runs late September to mid-June
- Performances almost never occur on Mondays
- Season average 20 performance days per month *
- Almost all performances occur during evenings and weekends
- Performance start times at 7:30pm and 8:00pm
 - Orlando Magic Games usually start at 7:00pm
- Arrival times 90 minutes prior to performance.

*Information provided by DPC

Parking

- History of Planning for Downtown Venues Parking
 - Inventory of Parking Capacity throughout Downtown Orlando
 - By Walter P. Moore & Associates
 - 2007
 - Orlando Events Center Traffic & Parking Management Plan
 - By GMB Engineers & Planners, Inc.
 - June 2008
 - Dr Phillips Performing Arts Center Traffic Study
 - By HDR
 - December 2008
 - Venues Transportation & Parking Updates – Council Workshop
 - By Various City Team Members
 - June 2010



Parking

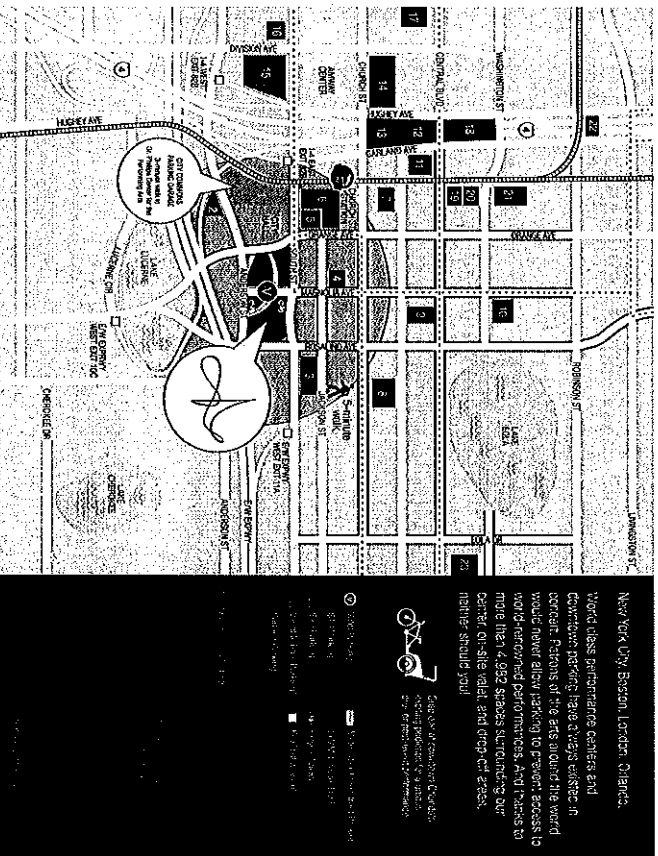
- Planning Items
 - # of net available Spaces
 - Within 5 min walk of each venue
 - Within 10 min walk of each venue
 - Within 15 min walk of each venue
 - Served by or near Lymmo
 - Primary Amway Center garages
 - Primary DPC garages
 - Contingent garages
 - Comparison with similar cities

Parking

- Summary Information from Orlando Events Center Traffic & Parking Management Plan

	Events Center	DPC
Parking spaces available within 5 minute walk	4,850	4,709
Parking spaces available within 5 - 10 minute walk	2,885	1,314
Parking spaces served by or near LYMMO	3,439	299
Total	11,174	6,322

Parking



- City Commons Garage will be the primary location for self-parking
- County Admin. Garage
 - Overflow parking
 - Full-time & part-time DPC staff
- Bussing for School Concerts
 - 3 or more years out
 - HDR recommends staging at the Citrus Bowl
 - Contingent staging at Bob Carr

* Information provided by DPC

Enabling Agreements

- City Commons Garage
 - Parking
 - Patron & Facility Security
 - Signage
 - Shuttle Service
 - Use of Walkway
 - Passage
 - Busquers
- CNL
 - Passage through CNL I
- Orange County Admin Garage
- Dewberry/Bowyer Singleton
- Dr. Snow
- OOCEA
- Dickinson Lot
- Big Eye Creative
- Susan Morris Bldg



What City Commons Garage Offers

- Boone Avenue Entrance
 - Convenient for I-4 & SR 408 traffic
 - Easy to locate
- 2,219 Total Parking Spaces
 - Majority available for evening and weekend performances
 - Amway event reduces availability to 1,200 stalls
- Covered Walkway through CNL I
 - Relatively safe & secure location for pedestrian traffic to Orange Ave.
- Convenient Vehicle Exit to I-4, SR 408 & Orange Avenue
 - Boone Avenue and Anderson Street exits open for performances

Parking



Google earth

feet
meters
200 800






Parking

- Operating Details for City Commons Garage
 - Pedestrian bridge kept open through CNL I from 90 minutes prior, to 60 minutes after, performances
 - Livery vehicle access to parking garage for alternate patron transport

O-Cartz - Shuttle



Guest Route Arrival *

Disney Theater Capacity 2,700

	<u>80%</u>	<u>90%</u>	<u>100%</u>
Total Vehicles	778	875	972
Self Park (75% of Total)	583	656	729
Valet Park (25% of Total)	194	219	243
Vehicles via I-4 Southbound	272	306	340
Vehicles via I-4 Northbound	194	219	243
Vehicles via 408 Eastbound	117	131	146
Vehicles via 408 Westbound	117	131	146
Vehicles via Local Streets	78	87	97

*Information from DPC's Forecast

**Assumes 2.5 occupants/car



I-4 and 408 Traffic Flow
Red = I-4 Access
Blue = 408 Access



Total Performance Vehicle Load

Disney Theater Capacity		2,700		
		<u>80%</u>	<u>90%</u>	<u>100%</u>
Total Vehicles		778	875	972
Self Park (75% of Total)		583	656	729
Valet Park (25% of Total)		194	219	243
Pugh Theater Capacity		300		
		<u>80%</u>	<u>90%</u>	<u>100%</u>
Total Vehicles		86	97	108
Self Park (75% of Total)		65	73	81
Valet Park (25% of Total)		22	24	27



Public Outreach re Routing to Parking

- Website – maps to parking structure.
- Season Brochures with featured parking.
- Rack Cards with parking information.
- Social Media & You Tube videos.
- Subscriber/Member Correspondence – e-mail reminders

* Information from DPC's Marketing Team

ALTERNATE SELF PARKING

TOTAL				
City	2,200	2,200	1,200	500
City Commons				
Sun Trust	1,300	1,000	600	0
Lincoln Plaza	438	438	300	0
Citrus Center	638	200	200	50
Seaside Plaza	348	348	348	0
Plaza Garage	1,200	400	350	40
	6,124	4,586	2,998	590

Valet Assumptions

- Dr. Phillips to Contract with one Valet Operator
- Procurement Completion in May 2014
- Dr. Phillips holds leases on lots to be used by Valet
- Cost of Valet - \$20 - \$25 at curb, \$15 - \$17 pre-pay
- Three Valet Levels
 - Standard Valet
 - VIP Valet (Vehicle located in prime wait location)
 - Handicap discount Valet
- Valet short wait time critical to success
 - 50 person valet operation

*Information provided by DPC Operations VP

Valet Lots *

Valet Maximum Capacity 325

	<u>Marked</u>	<u>Stacked</u>	<u>Total</u>
Delaney OB/GYN	61	26	87
Street Meters (City of Orlando)	30	0	30

Dewberry - Bowyer Singleton	25	7	32
Big Eye	14	0	14
Dickinson (CNL Gravel) lot	90	22	112
Susan Morris Property	62	20	82

Totals	282	75	357
---------------	------------	-----------	------------

*Information provided by DPC

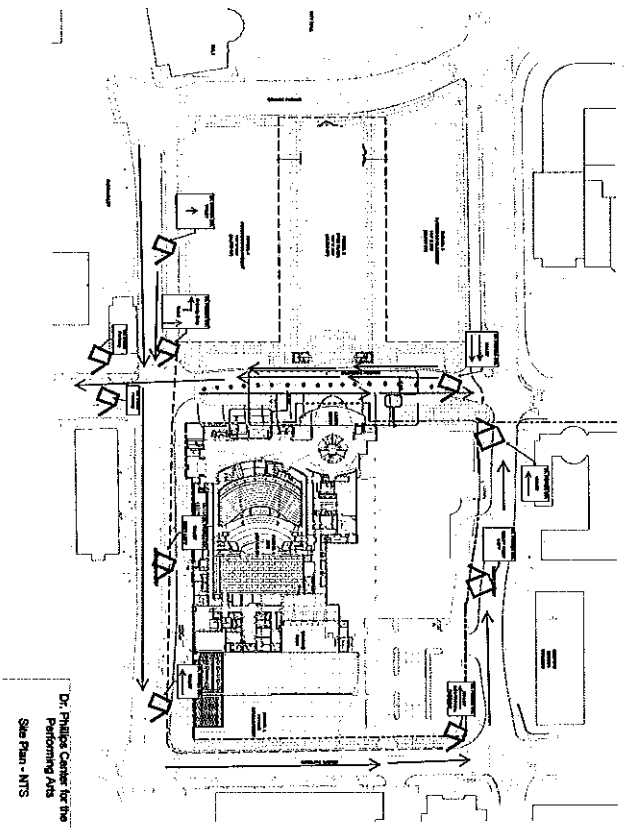
** DPC proposes to rent spaces



Valet Service

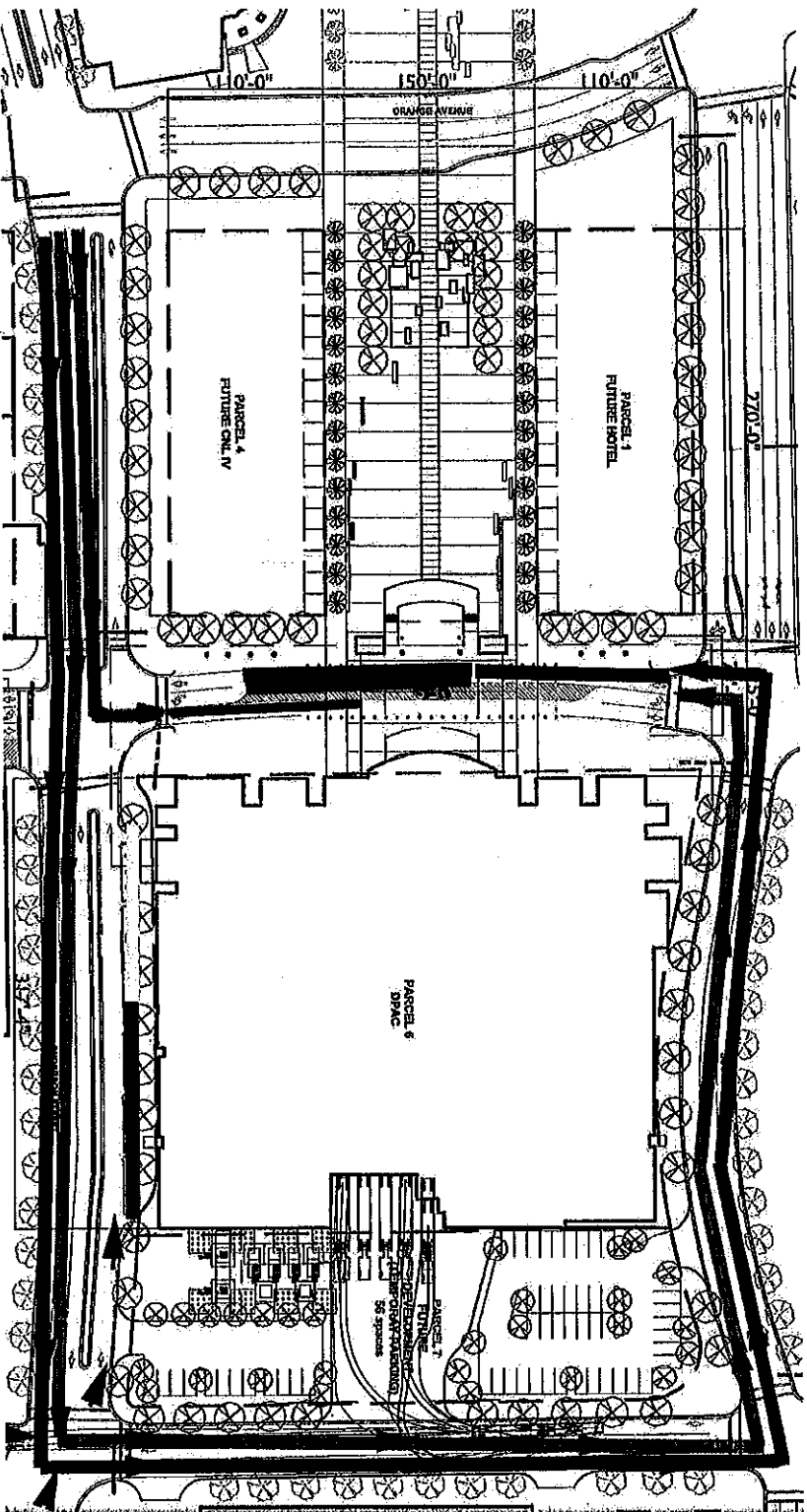
- ADA pathway
 - DPC to offer discounted service
 - City TRE staff to develop ADA route from City Commons Garage to DPC
- City Parking Division assisting with Valet Service procurement
- Uniforms to be essential element in branding of high performance valet service

Circulation Plan

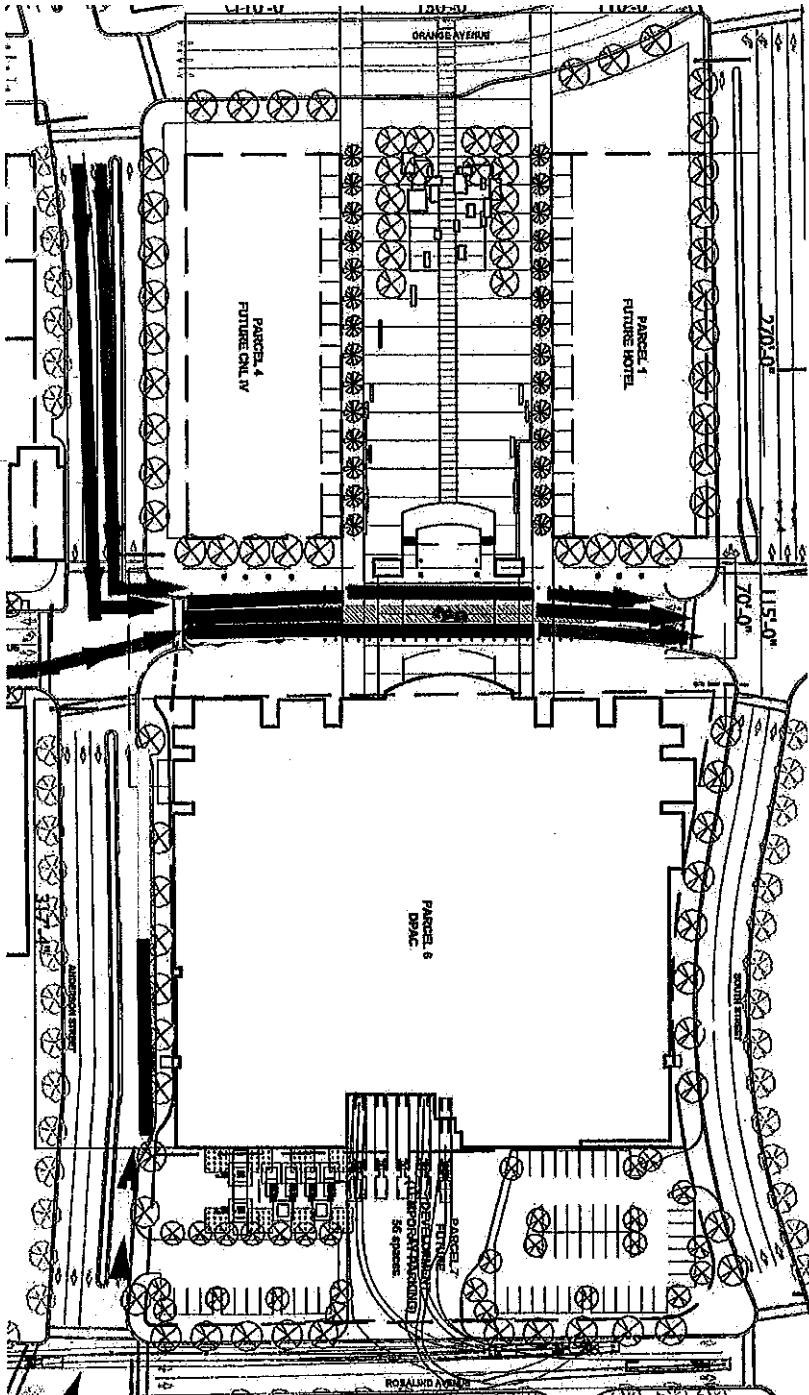


- 2 Directional Flows to stage valet operations.
 - NB @ Magnolia & Anderson
 - 1 Receiving Shuttle & Drop-off Lane
 - SB @ Magnolia & South
 - 2 Receiving Valet Lanes
- A-frame signs will be placed temporarily to guide event patrons to Valet Drop Off.
- O'Cartz – operations to also be signed with the A-frames
- VIP – Valet parking will park vehicles perpendicular in the parallel parking stalls along Magnolia

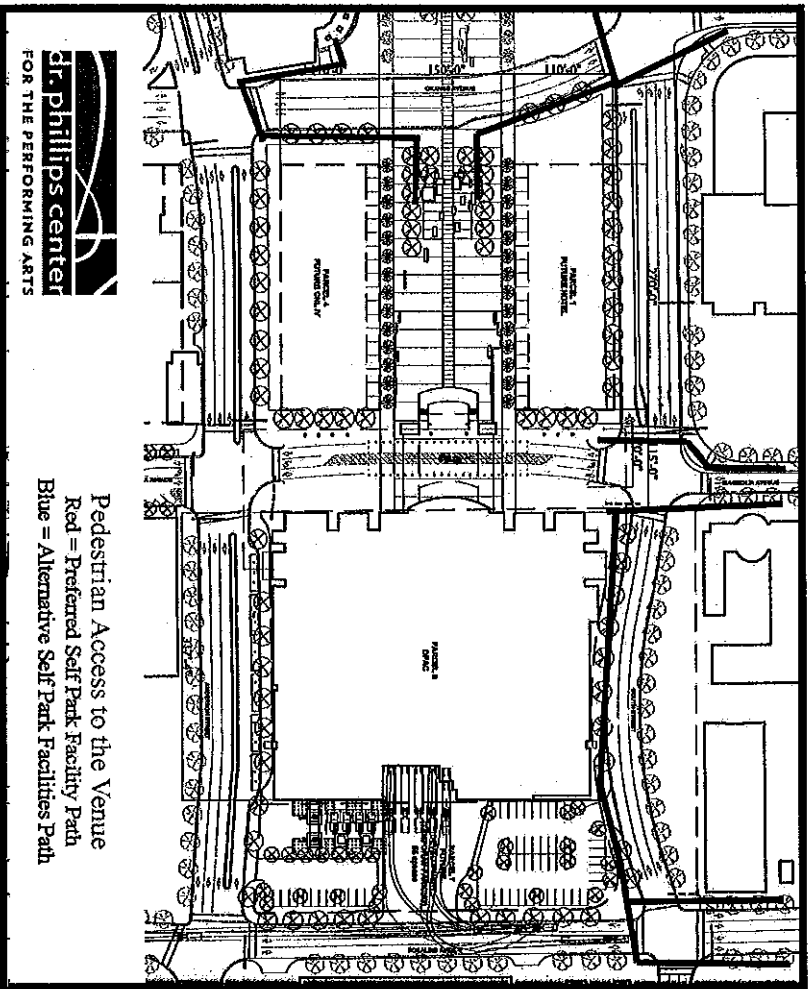
Pre-Event Valet Service



Post-Event Valet Service



Pedestrian Access

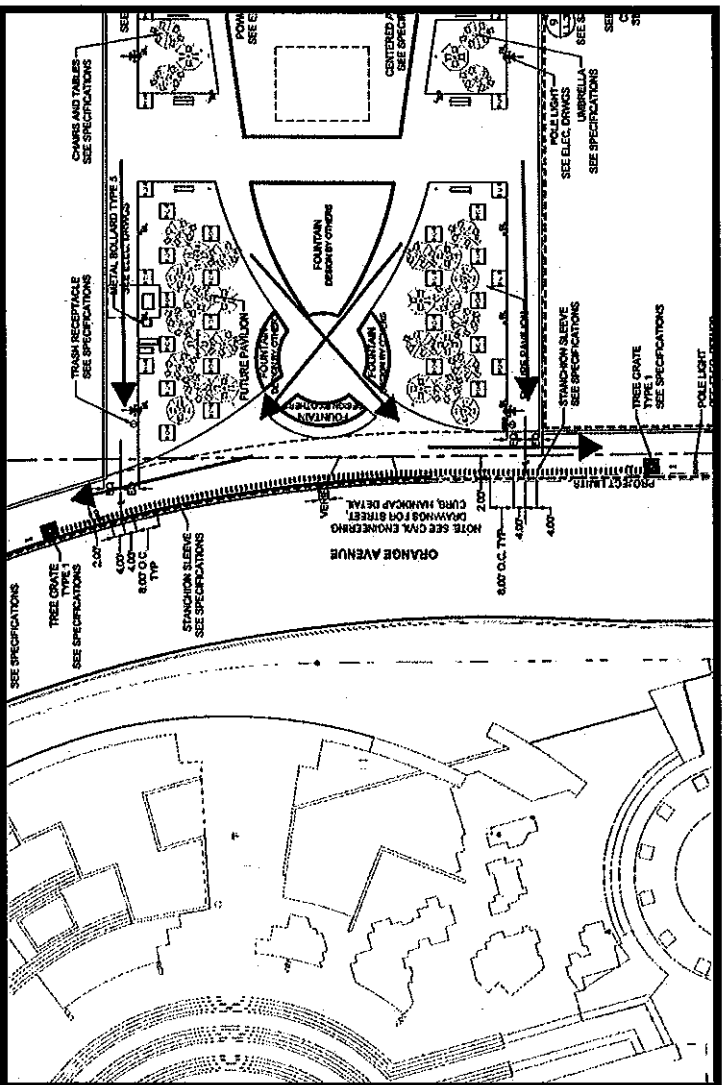




Pedestrian Access


- The Critical Issue is to direct City Common's Pedestrians to cross at Orange & Anderson, or South & Orange
- Intersection of South & Magnolia –
 - During phase 2 construction, protective measures will be installed to shield the pedestrians from falling debris.
 - Traffic Signals will be mounted horizontally for clear visibility to the signal heads under the stage.

Pedestrian Egress Through CNL Arts Plaza



Transit

- Bus Shelters to be improved per discussion with Lynx
- Anderson E-of Orange ★
- Anderson E-of Magnolia ★
- Rosalind S-of South ★



Traffic Control Plan for Opening



- 6 OPD Officers & 1 OPD Supervisor will be posted 2 hours pre-event and 30 min. post event to guide safe pedestrian flow.
- Dashed Green Lines show the major pedestrian flow.



Scouting Trips

- Loading, Unloading & Logistics for different shows
 - Arsht Center Miami
 - Fall 2013
 - May 2014

Agency Coordination

- City staff currently assisting DPC with outreach to various agencies

- Lynx



- OOCCEA



- Orange County

- FDOT




- OFD



Outreach to Neighbors

- Special Agreement with Partner – FUMCO
- Other Neighbors
 - April 8, 2014
 - April 22, 2014

*Information provided by DPC





Event Simulation

- Table Top Exercise – Summer 2014
- Field Exercise – Fall 2014



Next Steps

- DPC Board Briefing
 - Briefed by DPC Operations VP on March 13, 2014
 - Updates to be provided in the Spring & Summer
- Execution/Facilitation of Agreements
- Assistance with training of DPAC staff
- Development of protocols for various street closure scenarios



• Questions?